

股票简称：普利特

股票代码：002324



普利特

上海普利特复合材料股份有限公司

Shanghai Pret Composites Co.,Ltd.

(上海市青浦区赵巷镇沪青平公路 2855 弄 1 号 12 楼)

向特定对象发行 A 股股票募集说明书 (申报稿)

保荐人 (主承销商)

 海通证券股份有限公司
HAITONG SECURITIES CO., LTD.

"

"

135,553.92

155,054.74

245,747.95

127,319.57

35

35

.....	1
.....	2
.....	2
.....	3
.....	6
.....	7
.....	10
.....	13
.....	13
.....	13
.....	15
.....	28
.....	86
.....	88
.....	94
.....	103
.....	103
.....	109
.....	109
.....	112
.....	112
.....	113
.....	113
.....	114
.....	114

.....	115
.....	140
.....	144
.....	145
.....	146
.....	147
.....	148
.....	148
.....	149
.....	149
.....	153
.....	153
.....	154
.....	154
.....	154
.....	155
.....	155
.....	156
.....	162
.....	162
.....	163
.....	163
.....	164
.....	169
.....	170

.....	171
.....	172
.....	173
.....	174

Exicom		Exicom Tele-Systems Singapore Pte Ltd. Exicom Tele-Systems Exicom Tele-Systems 1994
TTI		Techtronic Industries Company Limited HK.0669 TTI

		LiFePO4
GWh		KWh 1GWh=1,000,000KWh
		4- -1- - 1- 1- 1- 1-
PP		Polypropylene
		PA PC PET PBT HIPS ASA
ABS		- - Acrylonitrile-butadiene-styrene
PA		Polyamide
PC		Polycarbonate
PC/ABS		

	SHANGHAI PRET COMPOSITES CO., LTD.
	913100006316131618
	101,743.1917
	1999 10 28
	2007 7 23
	2009 12 18
	2855 1 12
	558
	002324
	201703
	201707
	021-69210096
	www.pret.com.cn
	dsh@pret.com.cn
	" "

2022 9 30

1,014,062,317

	343,485,436	33.87%
	670,576,881	66.13%
	1,014,062,317	100.00%

2022 9 30



--	--

2021	3	" "	
2020	3	" 0 1"	

2019 11

			"
2018	11	2018	" 3 " " 3.3 " " " 3.3.1 "

2018 11

2018

2021 3 " "

" "

" "

2020

2.93

3.9%

5.4

20%

2016

7,717

2020

8,000

0.9%

5

2021

2,193

6.2%

5G

20%

2024

30%

50%

55%-60%

PP ABS

PC PA

180-250kg

100-150kg

2020

19%

2015

352

2020

431

2026

598

LCP

I LCP

LCP

LCP

LCP

5G

5G

80%

2020

LCP

8

3

Zion Market Research

2023

LCP

14.5

2016-2023

6.2%

Mordor Intelligence

2020-2025

LCP

4.5%

5

LCP

6%

2026

LCP

4.3

2015

360

2020

765

2020

34%

SABIC

LCP

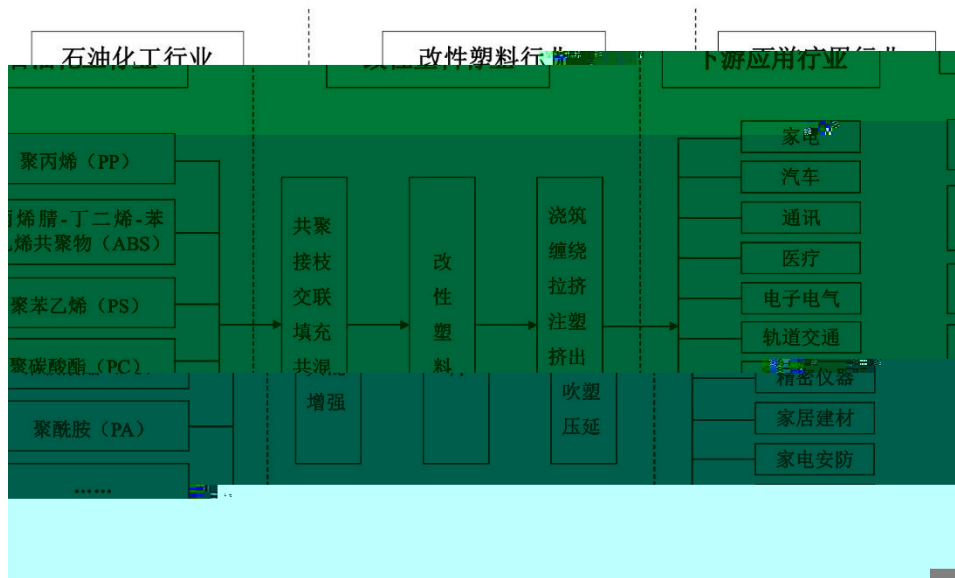
LCP

2021

LCP

1			2.20	27%
2			1.50	18%
3			1.0	12%
4			0.80	10%
5			0.60	7%
6			0.47	6%
7			0.40	5%
8			0.40	5%
9			0.25	3%
10			0.25	3%
11			0.22	3%
12			0.10	1%
			8.19	100%
			6.07	74%
			2.12	26%

5G



1	Ticona		-	Ticona

2	Basell		L1YB34	Basell
3	SABIC		SAB	SABIC ABS ASA EVA PA6 PBT PC POM /
4	BASF		BASFY	BASF
5	Dupont		DD	Dupont 70
6			600143	7
7			002768	
8			002838	TPV TPO TPE-S TPSIV NBR/PP TPV TPU TPIIR HNBR PP ABS/PC PA
9			688219	
10			300644	

2020

12%

" "

TVOC

LCP

LCP

15

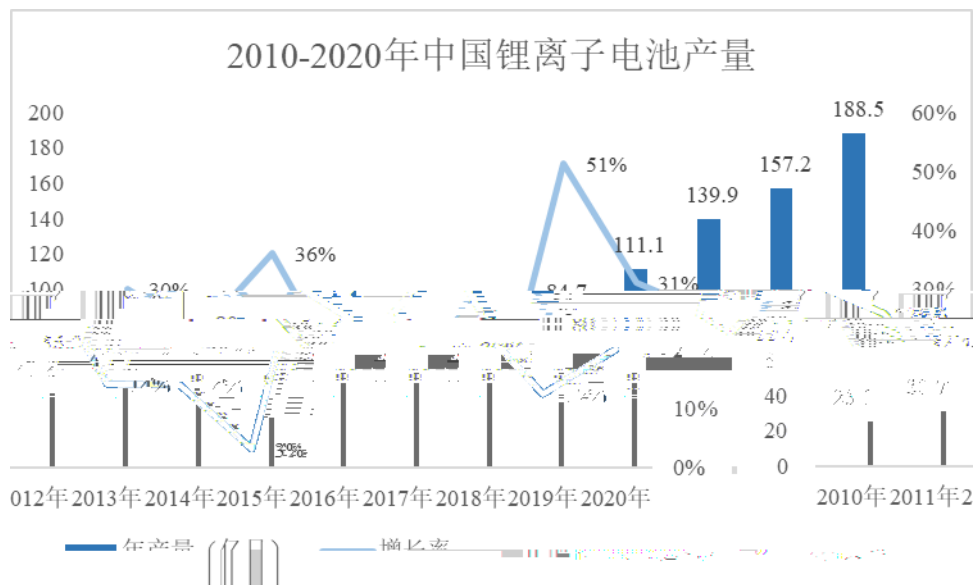
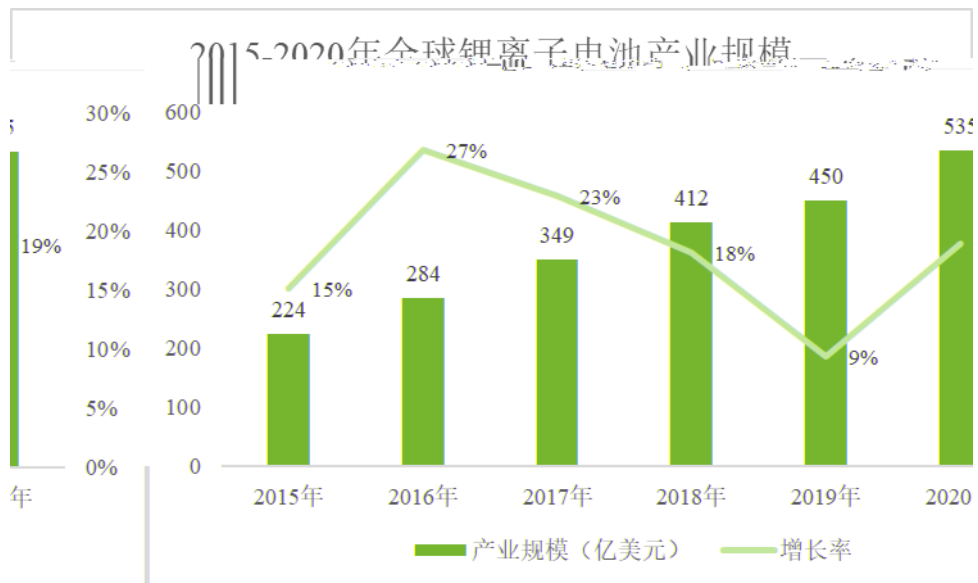
K

1-1-25


5G

80%





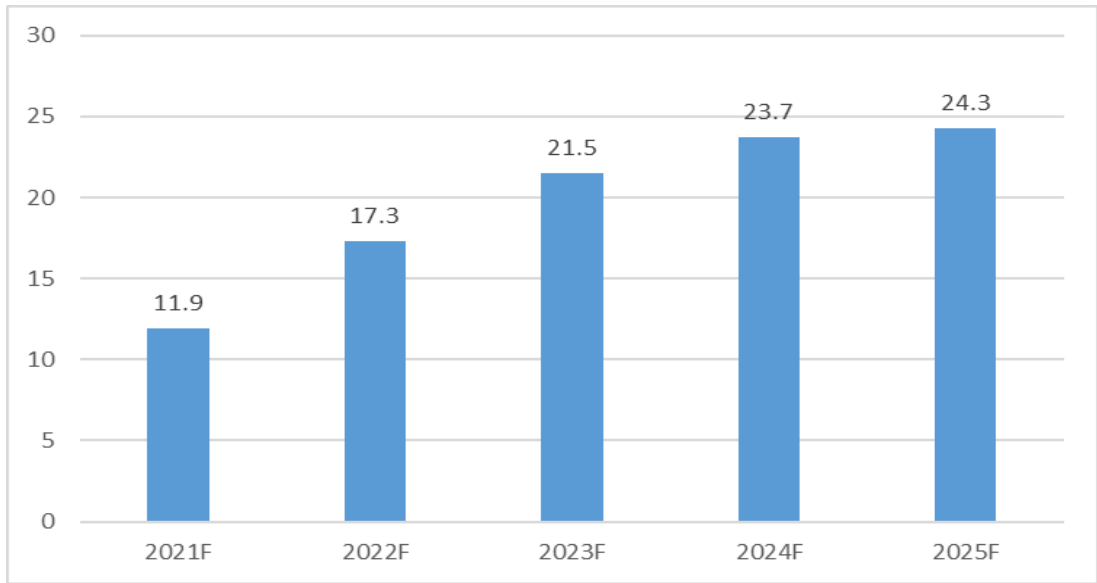
2010-2020年中国锂离子电池产业规模

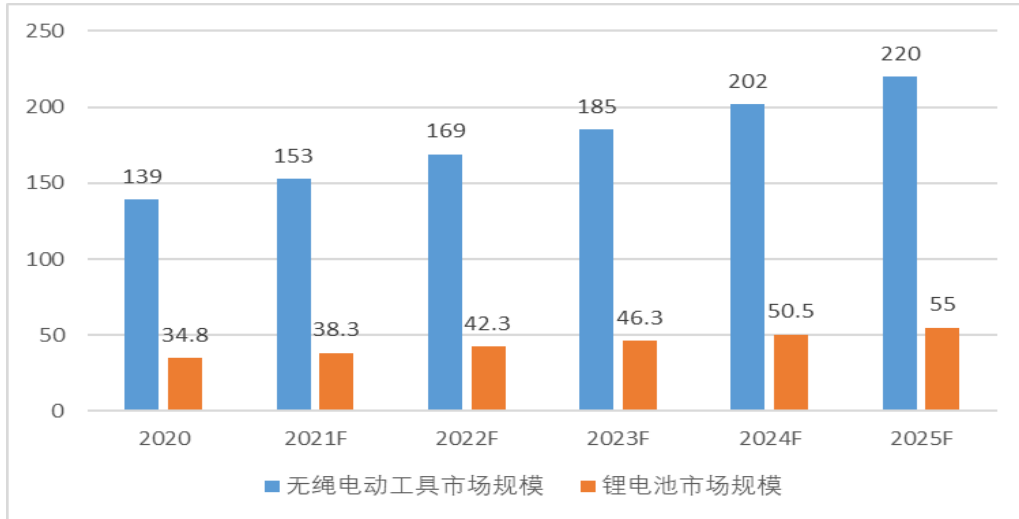


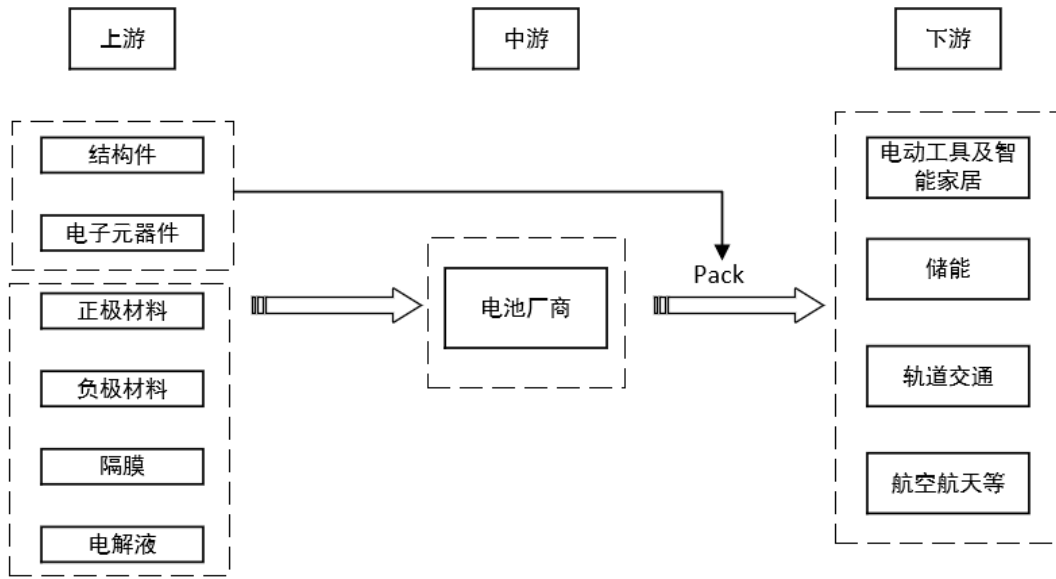
2015-2030

:GWh %









--	--	--

2		ABS			

PC/ABS

3

1

2

ERP

4

30-90

1

	2022 1-9		2021		2020		2019	
	173,007.08	40.57%	209,366.86	42.98%	216,758.69	48.74%	155,778.30	43.27%
	114,407.47	26.83%	120,161.18	24.67%	96,918.22	21.79%	100,260.48	27.85%
	37,929.64	8.90%	53,348.17	10.95%	41,996.13	9.44%	39,619.40	11.01%
	21,816.27	5.12%	45,256.26	9.29%	55,652.36	12.51%	34,150.92	9.49%
	-	-	8,361.77	1.72%	8,954.87	2.01%	-	-

	11,404.40	2.67%	-	-	-	-	-	-
	11,131.88	2.61%	-	-	-	-	-	-
	56,711.74	13.30%	50,583.25	10.39%	24,473.93	5.50%	30,187.56	8.39%
	426,408.46	100.00%	487,077.50	100.00%	444,754.21	100.00%	359,996.66	100.00%

2022 8 5

79.7883%

2022 9

2022 9

2

Ah

		2022 1-9	2021	2020	2019
		300,000.00	400,000.00	400,000.00	400,000.00
		278,755.22	343,445.20	316,934.25	285,480.88
		287,816.92	333,502.63	305,580.08	271,654.14
		92.92%	85.86%	79.23%	71.37%
		103.25%	97.11%	96.42%	95.16%
		4,235.00	-	-	-
		2,804.99	-	-	-
		2,513.04	-	-	-
		66.23%	-	-	-
		89.59%	-	-	-
		3,093.75	-	-	-
			-	-	-
		4,030.99	-	-	-
			-	-	-
		128.65%	-	-	-

2022 8 5

79.7883%

2022 9

2022 9

1

	2022 1-9		2021		2020		2019	
PP	108,511.85	28.90%	135,111.91	32.33%	145,473.13	46.23%	111,732.79	40.17%
ABS	45,258.28	12.06%	64,105.07	15.34%	36,926.37	11.74%	37,522.87	13.49%
PC	31,319.30	8.34%	47,197.44	11.29%	21,878.69	6.95%	21,038.11	7.56%
	32,601.58	8.68%	29,031.59	6.95%	12,529.17	3.98%	13,489.28	4.85%
	26,525.19	7.07%	20,891.37	5.00%	15,444.22	4.91%	12,911.78	4.64%
	18,534.23	4.94%	15,623.48	3.74%	11,007.01	3.50%	12,343.10	4.44%
	9,921.18	2.64%	12,836.60	3.07%	9,139.28	2.90%	8,560.56	3.08%
	4,131.22	1.10%	-	-	-	-	-	-
	3,387.07	0.90%	-	-	-	-	-	-
	95,241.15	25.37%	93,103.71	22.28%	62,262.77	19.79%	60,544.97	21.77%
	375,431.04	100.00%	417,901.17	100.00%	314,660.64	100.00%	278,143.47	100.00%

2022 8 5

79.7883%

2022 9

2

	2022 1-9			2021			2020			2019		
	13,246.20	9,161.62	0.69	16,202.10	9,129.02	0.56	14,908.75	8,862.75	0.59	14,685.93	8,521.30	0.58

3

2022 9 30

A

					m ²	
1		558	2011 004761		25,401.43	
2		230	2013 013139		11,387.69	
3		138	2021 0078060		100,578.48	
4		558 4	00741171		16,018.47	
5		558 3	00741170		15,188.20	
6		558 2	00741169		10,003.67	
7		558 1	00741168		9,847.06	
8		558 9-11	00775977		5,413.13	
9		558 8	00741175		3,147.13	
10		558 7	00741174		3,074.61	
11		558 6	00741173		2,294.08	

					m ²	
12		558 5	00741172		2,259.54	
13		558 12-13	00775978		152.36	
14		18	2017 000334912		15,378.86	
15		18	2017 000335036		4,967.80	
16		18	2017 000328779		4,944.36	
17		18	2017 000335083		4,351.00	
18		18	2017 000328182		4,101.76	
19		18	2017 000328236		4,101.76	
20		18	2017 000328078		3,460.94	
21		18	2017 000328359		3,460.94	
22		18	2017 000328685		2,396.62	
23		18	2017 000328308		1,912.36	
24		18	2017 000328623		146.80	
25		18	2017		130.41	

					m ²	
			000328408			
26		18	2017 000328451		68.35	
27		18	2017 000326925		56.78	
28		18	2017 000326779		31.97	

B

1	00440-05-109	WPR Holdings LLC	Kingsburg Hwy, Johnsonville, SC 29555	401.59	Industrial Improved	EastWestBank
2	00440-05-043		Georgetown Hwy, Johnsonville, SC 29555	248.37	Industrial Vacant	
3	00439-05-001		St Hwy 51	152.77	Farm Vacant	
4	00432-05-017		Off St Hwy 341	110.00	Commercial Improved	
5	00432-05-016		Azakea Ave	100.99	Farm Vacant	
6	00432-05-033		St Hwy 51	8.21	Commercial Improved	
7	00431-05-003		Hwy 51 & Sal RR	8.00	Farm Vacant	
8	00431-05-011		Off St Hwy 51	3.15	Residential Improved	
9	00432-05-284		Liberty St	2.00	Commercial Improved	
10	00431-05-010		Wellman Hgts	2.00	Commercial Vacant	
11	00431-05-012		Bluff House Rd	1.81	Commercial Vacant	
12	00431-05-008		Wellman Heights, Johnsonville, SC 29555	1.50	Residential Vacant	
13	00431-05-009		Wellman Heights	1.48	Residential Improved	
14	00431-05-007		Wellman Heights LT 3&3A&3B	1.28	Residential	

23	00432-05-252		Hickory Hill Lot 20-A	0.35	Residential Vacant	
24	00432-05-266		Hickory Hill Lot 6-A	0.35	Residential Vacant	
25	00432-05-265		Hickory Hill Lot 7-A	0.35	Residential Vacant	
26	00432-05-249		Hickory Hill Lot 10-I	0.34	Residential Vacant	
27	00432-05-250		Hickory Hill Lot 11-I	0.34	Residential Vacant	
28	00432-05-241		Hickory Hill Lot 2-I	0.31	Residential Vacant	
29	00432-05-242		Hickory Hill Lot 3-I	0.29	Residential Vacant	
				1,049.08	-	-

2022 9 30

A

			/		m ²		
1			71		239.00	2022 2023 2024 13.75 14.09 14.44	2022.01.01-2 024.12.31
2			26		6,420.00	2021.02.01-2023.0 1.31 14.39 / 2023.02.01-2025.0 1.31 15.83 /	2021.02.01-2 025.01.31

--	--	--	--	--	--	--	--	--










							/
	L.P.		boulevard, Tampa FL33634&6121-61 26 Jetport Industrial Boulevard, Tampa, FL 3634	supplement ary office		2019.04.15-202 0.03.31	5,878.17
						2020.04.01-202 1.03.31	6,059.03
						2021.04.01-202 2.03.31	6,240.80
						2022.04.01-202 2.04.30	6,249.81
						2022.05.01-202 3.04.30	7,686.84
6	SELIG Enterprises , Inc		3800 OakCliff Road, Doraville, Georgia 30340	Storage and supplement ary office	10,256.00	2020.05.31-202 1.05.31	4,700.67
						2021.06.01-202 2.05.31	4,841.69
						2022.06.01-202 3.06.30	4,986.94
						2023.07.01-202 6.06.30	Market Rate
7	Merritt-05 8, LLC		3761 Commerce Drive Suites 406-408 Baltimore MD 21227	Storage and supplement ary office	9,000.00	2019.01.01-201 9.12.31	6,435.00
						2020.01.01-202 0.12.31	6,630.00
						2021.01.01-202 1.12.31	6,832.50
						2022.01.01-202 2.12.31	7,035.00
						2023.01.01-202 3.12.31	7,245.00
						2024.01.01-202 4.12.31	7,462.50
8	St. Louis Properties II, LLC		11625 Fairgrove Industrial Boulevard, Maryland Heights, MO 63043	Storage and supplement ary office	7,123.00	2016.09.12-201 9.09.30	2,592.75
						2019.09.30-202 1.09.30	2,736.79
						2021.10.01-202 2.09.30	3,025.00
						2022.10.01-202 3.09.30	3,170.00
9	Delk Industrial I, LLC		1935 Delk Industrial Boulevard. Suite G, Marietta, GA	Storage and supplement ary office	5,509.00	2020.01.01-202 0.12.31	3,466.08
						2021.01.01-202 1.12.31	3,570.06
						2022.01.01-202 2.12.31	3,677.16
10	EA&S Investment s #2-850, LLC	PRET Advanced Materials LLC	Suite 111 850 Stephenson Highway Troy, MI48083	Office	3,120.00	2020.12.01-202 1.11.30	3,705.00
						2021.12.01-202 2.11.30	3,835.00
						2022.12.01-202 3.11.30	3,965.00
11	Henderson Ashland Carpenters	D.C. Foam Recycle Incorporated	701 B Ashland Ave, Bays 2-3, Folcroft West Business Park,	Storage and supplement	1,200.00	2017.10.01-201 8.09.30	7,210.00
						2018.10.01-201	7,410.00

							/
	Associates LLC		Folcroft, PA 19032	ary office		9.09.30	
						2019.10.01-2020.09.30	7,610.00
						2021.01.01-2021.12.31	7,900.00
						2022.01.01-2022.12.31	8,000.00
						2023.01.01-2023.12.31	8,250.00
						2024.01.01-2024.12.31	8,500.00
						2025.01.01-2025.12.31	8,750.00
12	MCAJ, LLC		3508 Criollo Drive, Virginia Beach, VA 23453	Storage and supplementary office	1,000.00	2021.03.01-2023.02.28	3,500.00
13	Dynamo Properties, LLC		150 N. Railroad Ave, Northlake IL, Unit 1	Storage and supplementary office	1,000.00	2017.07.01-2019.06.30	6,001.78
						2019.07.01-2020.06.30	6,250.00
						2021.07.01-2022.06.30	6,490.00
						2022.07.01-2024.06.30	6,850.00

3811 University Owner, LLC

Unit 17-19, 3811 University Blvd West, Jacksonville, Florida

3	莱科创		62125362		2022.07.14
4			62125385		2022.07.14
5	利丝创		62126552		2022.07.14
6	Licrytran		62121125		2022.07.07
7	Listran		62137919		2022.07.07
8			60274489		2022.04.21
9	莱丝创	23	62123689		2022.07.14
10			62137996		2022.07.14
11	莱科创		62138065		2022.07.14
12	Listran		62124133		2022.07.07
13	Licrytran		62127010		2022.07.07
14	臻纶		60287325		2022.04.21
15	Licrylon		1	54107055	
16	Licrylar	54116004			2021.09.28
17	莱科拉	54122627			2021.09.28
18		54117485			2021.09.28
19		37983434			2020.11.28
20	Heulon 浩纶	7619449			2020.11.21
21	Xepont 赛邦	7619447			2020.11.21
22	Retom 睿顿	7619445			2020.11.21
23	Expond 翼鹏	7619444			2020.11.14
24	Techyer 特锐	7619443			2020.11.14
25		37988062			2020.10.14
26		6393784			2020.03.28
27	普利特	4781814			2018.12.21
28	PRET	4781813		2018.12.21	
29		3022867		2013.02.21	
30	Licrylon	7	54107048		2021.10.21

1	 PRET 普利特		5154875		2027.03.06
2	 PRET 普利特		01514715		2032.04.30
3	 PRET 普利特		1471444		2026.07.18
4	 PRET 普利特		789832		2030.12.02
5	 PRET 普利特		903126818		2024.11.18
6			5672609		2029.02.12
7	Techyer 特锐		017568882		2028.05.15
8	Expond 翼鹏		017568783		2028.05.15
9	Xepont 赛邦		017568891		2028.05.15
10	Retom 睿镀		017568866		2028.05.15
11	Heulon 浩纶	1	017568809		2028.05.10
12	Expond 翼鹏		TMA1,057,698		2029.10.06
13	Retom 睿镀		TMA1,057,708		2029.10.06
14	Techyer 特锐		TMA1,057,717		2029.10.06
15	Xepont 赛邦		TMA1,057,701		2029.10.06
16	Heulon 浩纶		5874931		2029.10.01
17	Retom 睿镀		5874932		2029.10.01
18	Techyer 特锐		5874933		2029.10.01
19	Xepont 赛邦		5874934		2029.10.01
20			5874959		2029.10.01
21	Techyer 特锐		1911260		2028.05.14
22	Xepont 赛邦		1921962		2028.05.14
23	Heulon 浩纶		TMA1,061,648		2029.11.03
24	Heulon 浩纶		1911259		2028.05.14
25	 PRET 普利特		017949475		2029.01.08
26	WELLAMID		0814764	PRET ADVANCED MATERIALS, LLC	2026.09.07
					

	HIGH⚡TAR				
	HIGH⚡TAR				
	HIGH⚡TAR				
	HIGH⚡TAR				
	HIGH⚡TAR				
	HIGH⚡TAR				
	HIGH⚡TAR				

PRET ADVANCED MATERIALS, LLC

East West Bank

East West Bank

WPR

2

2022 9 30

A

ICT

1			ZL201511019959.0		2015.12.30
2			ZL201511019983.4		2015.12.30
3			ZL201511020018.9		2015.12.30
4			ZL201511020452.7		2015.12.30
5			ZL201511021078.2		2015.12.30
6			ZL 201511019885.0		2015.12.30
7			ZL201210568626.3		2012.12.24
8			ZL201210568629.7		2012.12.24
9	ABS		ZL201210568666.8		2012.12.24
10			ZL201210568667.2		2012.12.24

11			ZL201210548915.7		2012.12.17

12

32			ZL201010602051.3	2010.12.23
33			ZL201010602052.8	2010.12.23
34	PA66		ZL201010591293.7	2010.12.16

52			ZL03129378.6	2003.06.19
53			ZL200510028340.6	2005.07.29
54	-	-	ZL200510028347.8	2005.07.29
55			ZL200510026760.0	2005.06.15
56			ZL200810207581.0	2008.12.23
57			ZL200710173555.6	2007.12.28
58			ZL200710172921.6	2007.12.25
59	ABS		ZL200610118563.6	2006.11.21
60	ASA		ZL201410857239.0	2014.12.30
61			ZL201410821916.3	2014.12.22
62			ZL201310750014.0	2013.12.30
63			ZL201310743228.5	2013.12.30
64			ZL201310740894.3	2013.12.28

65



93			ZL200810203128.2	2008.11.21
94	PC/ABS		ZL200710042452.6	2007.06.22
95	/ - -		ZL200710037541.1	2007.02.13
96	- - /		ZL 200710037542.6	2007.02.13
97	PC/ABS		ZL200710173554.1	2007.12.28
98			ZL200710173556.0	2007.12.28
99			ZL200710172912.7	2007.12.25
100			ZL 200710172913.1	2007.12.25
101			ZL 200710172914.6	2007.12.25
102	PBT		ZL200710172915.0	2007.12.25
103	PBT		ZL200710172916.5	2007.12.25
104			ZL200710172919.9	2007.12.25
105			ZL200710172922.0	2007.12.25
106	PBT/ABS		ZL200710172923.5	2007.12.25
107	/ - -		ZL200610028938.X	2006.07.14
108	/		ZL200610028939.4	2006.07.14
109	PA66		ZL200610028821.1	2006.07.11
110	6		ZL200610028822.6	2006.07.11
111	6		ZL200610028823.0	2006.07.11
112	/		ZL200610025340.5	2006.03.31
113	/		ZL200610025341.X	2006.03.31

114	/		ZL200610148846.5		2006.12.30
115	ABS		ZL200610148849.9		2006.12.30
116	6		ZL200610118559.X		2006.11.21
117			ZL200610118564.0		2006.11.21
118			ZL200610118565.5		2006.11.21
119	PA6		ZL200610118566.X		2006.11.21
120	- -		ZL200510028346.3		2005.07.29
121	- -		ZL200510026759.8		2005.06.15
122	/ - -		ZL200510026702.8		2005.06.13
123	/ - - / - -		ZL200510026716.X		2005.06.13
124			ZL200510111763.4		2005.12.21
125	PBT		ZL200410017803.4		2004.04.15
126	PBT		ZL200410017804.9		2004.04.15
127	PBT		ZL200410017805.3		2004.04.15
128	PBT		ZL200410017806.8		2004.04.15
129			ZL200410017807.2		2004.04.15
130			ZL200410084708.6		2004.11.30
131			ZL03142021.4		2003.08.01
132			ZL02136249.1		2002.07.29
133			ZL02136250.5		2002.07.29

134			ZL201410194507.5		2014.05.09
135			ZL201310502501.5		2013.10.23
136			ZL200810204823.0		2008.12.30
137			ZL200410054024.1		2004.08.26
138			ZL 200410054025.6		2004.08.26
139			ZL03150765.4		2003.09.04
140		ABS	ZL201911376817.8		2019.12.27
141			ZL201911334807.8		2019.12.23
142		PA66	ZL201611242238.0		2016.12.29
143			ZL201511020597.7		2015.12.30
144		/	ZL200910200857.7		2009.12.25
145			ZL200810207587.8		2008.12.23
146			ZL201811635055.4		2018.12.29
147		PC/ABS	ZL201811635125.6		2018.12.29
148			ZL201811652792.5		2018.12.28
149		VOC	ZL201711447886.4		2017.12.27
150		ABS	ZL201711434301.5		2017.12.26
151			ZL201610961944.4		2016.11.4
152		PC/ABS	ZL03142022.2		2003.08.01

153	PC/ABS		ZL201811591075.6		2018.12.25
154			ZL202110256697.9		2021.03.09
155			ZL202011288796.7		2020.11.17
156			ZL201911411074.3		2019.12.31
157			ZL201911411091.7		2019.12.31
158	PC/ABS		ZL201911342329.5		2019.12.23
159			ZL201911333547.2		2019.12.23
160			ZL201911292498.2		2019.12.12
161	ABS/PBT		ZL201911192422.2		2019.11.28
162	/PET		ZL201911106879.7		2019.11.13
163			ZL201811635152.3		2018.12.29
164			ZL202123242233.7		2021.12.22

165			ZL202123145678.3		2021.12.15
166			ZL202123132994.7		2021.12.14
167			ZL201720693491.1		2017.06.15
168			ZL201720693492.6		2017.06.15
169			ZL201821084485.7		2018.07.10
170			ZL201822253195.7		2018.12.29
171			ZL201922330178.3		2019.12.23
172			ZL201922337477.X		2019.12.23
173			ZL202011426268.3		2020.12.09
174			ZL202011469074.1		2020.12.15
175			ZL202120890305.X		2021.04.23
176			ZL202123407742.0		2021.12.30

--	--	--	--	--	--

.

	2015 1043146					24		
4	2013 013139		68,271.60			2060 6	12	230
5	2021 0078060		104,616.00			2066 24	8	138
6	2017 000326779		86,395.10			2062 9	4	18
7	2017 000326925					2062 9	4	18
8	2017 000328078					2062 9	4	18
9	2017 000328182					2062 9	4	18
10	2017 000328236					2062 9	4	18
11	2017 000328308					2062 9	4	18
12	2017 000328359					2062 9	4	18
13	2017 000328408					2062 9	4	18
14	2017 000328451					2062 9	4	18
15	2017 000328623					2062 9	4	18
16	2017 000328685					2062 9	4	18
17	2017 000328779					2062 9	4	18
18	2017 000334912					2062 9	4	18

2022 9 30

				/	
1				2020 11 12	2023 11 11
2				2020 12	2023 12
3				2018 08 08	-
4				2018 08 10	-
5				2022 12 24	2025 12 24
6				2018 12 24	2023 12 23
7				2020 12 31	2023 12
8				2022 10 27	2025 10 26
9				2021 4	2024 4
10				2021 12 21	2026 12 20
11				2020 12 31	2023 12
12				2020 07 10	2023 07 09
13				2021 11 12	2024 11 11

				/	

1				
2				
3				
4				
5				
6				
7				
8	LCP			
9	LCP			

	359,996.66	444,754.21	487,077.50
428,105.20			
"	" "	"	

1

4.5%-5.5% LCP

2

3

18

"

"

"

"

1

2

3

4

1

2022 9 30

3,150.00

1	1.2677%	2,150.00
2	1.0526%	1,000.00

700
4,000.00

2022 2 -9

5G

5G

ICT

ICT

2021 1

ICT

ICT

ICT

5G

ICT

ICT

2021 5

2022 4

2					"	
5					"	
3						
			51%	2021		
	ICT				41%	
	10%					
7						
	2022	9	30		4,200.00	
		2022	9	30	8,022.52	
	2022	9	30	2.91%	30%	
			2022	4	25	6
		6,000.00		2022	9	23
					A	

2021	10			
44,670,982.99			44,670,982.99	, 2021
11	1		LPR	
44,670,982.99				
2021	10			
			764.48	
		2,070	2,834.48	2021
12	31		1,632.62	
		2022	7	25
		2022	9	27
			4,467.10	
2022	10			

2022


2

2022 9 30

3

2022 9 30

1



3		0116 2022 72		2021		2-20	3.08

4

9		[2021] 09-0176			1 2	0-10	0.5
10		2020 00039				3-30	1 2 5.00
							56.33

2022 5 26
1 2022 5 25

2019 1

2022 5 26
[2019]33

2019 1

1

2022 5 26

[2021] 09-0176

2019 1 1

2021 5 28

2022 9 20

0116 [2022]72

3.08

2021

5%

2022 10 13

2022 0069

1

4.00

2021

5%

2

2021 12 2 Pret Advanced
Materials, LLC

Pret Advanced Materials, LLC

1 5

2

3

4

Pret Advanced Materials, LLC 8,100.00

2021 12 21 Pret Advanced Materials, LLC

Pret Advanced Materials, LLC

50% 4,050

2022 1 31 Pret Advanced Materials, LLC

Magstone Law, LLP

1 " "

3

ICT

2021

1

2

1

2021

2025

16.5% 2030

1,200GWh

GGII 2025

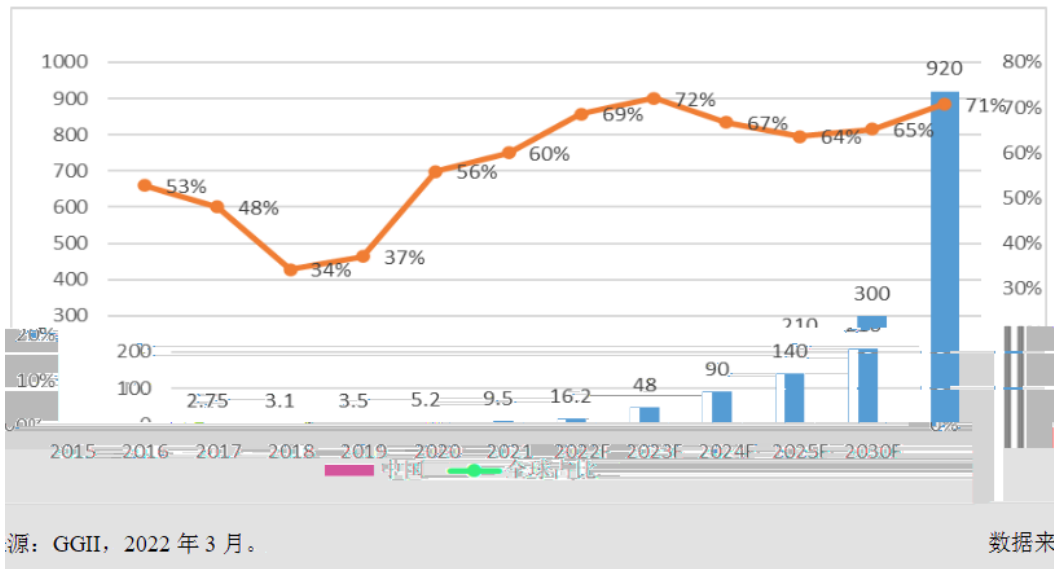
460GWh 2021-2025 60.11% 2030 1,300GWh 2020

16.2GWh 70.5% 2025

300GWh 2021-2025 58.11% 2030

920GWh

2015-2030年中国储能电池出货量及预测(单位:GWh, %)



2 5G

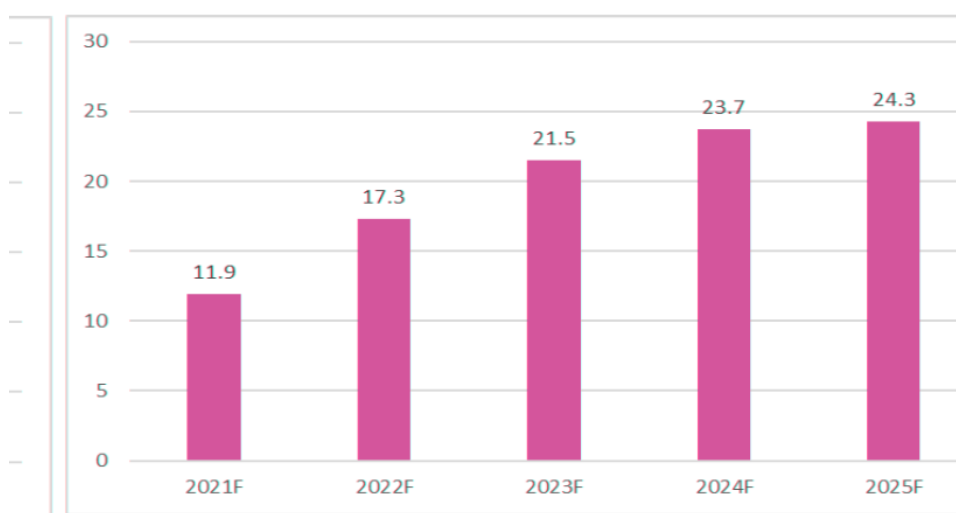
UPS

4G

5G

2020 5G 60 2020
 5G 71.8 4G
 780-930W 5G 2,700W 4h
 5G 10.8kWh 4G 5G 2
 5G
 2021
 5G 85 11.9GWh 2025 5G
 160 24.3GWh

2021-2025 年全球 5G 基站配储容量预测 (单位:GWh)



数据来源: 中信证券研究所, 2022 年 4 月。

3

1

2017

2020 139 2025

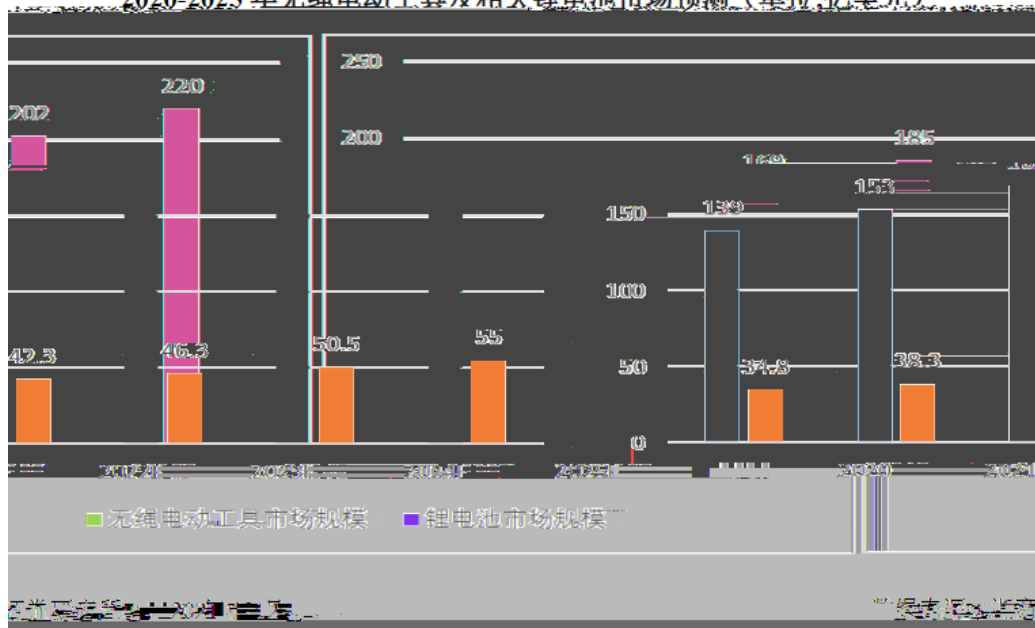
220 2020 34.8

2025 55

2025 82 5

21%

2020-2025年无绳电动工具及相关锂电池市场预测(单位:亿美元)



TTI

			GGII	2021
	22GWh	2026	60GWh	2021
2.7	2021-2026			2020
	5.6GWh			
		22%		
		64.7%		

" "

			"	2GWh
		"	"	12GWh
6GWh	"			

ICT

35

35

A

1.00

35 35

1

20
A = 20 80% A / 20 A

P0 N /

D

P1

/

$$P1=P0-D$$

$$P1=P0/(1+N)$$

$$P1=(P0-D)/(1+N)$$

2

250,000,000

30%

6

A

101,743.1917

43.93%

35.27%

30%

25%

2022

2022 8 5

"

79.7883%

"

79.7883%

1	12GWh 6GWh	133,440.89	60,000.00	
2	2GWh	50,000.00	20,000.00	

"

"

12GWh

6GWh

1

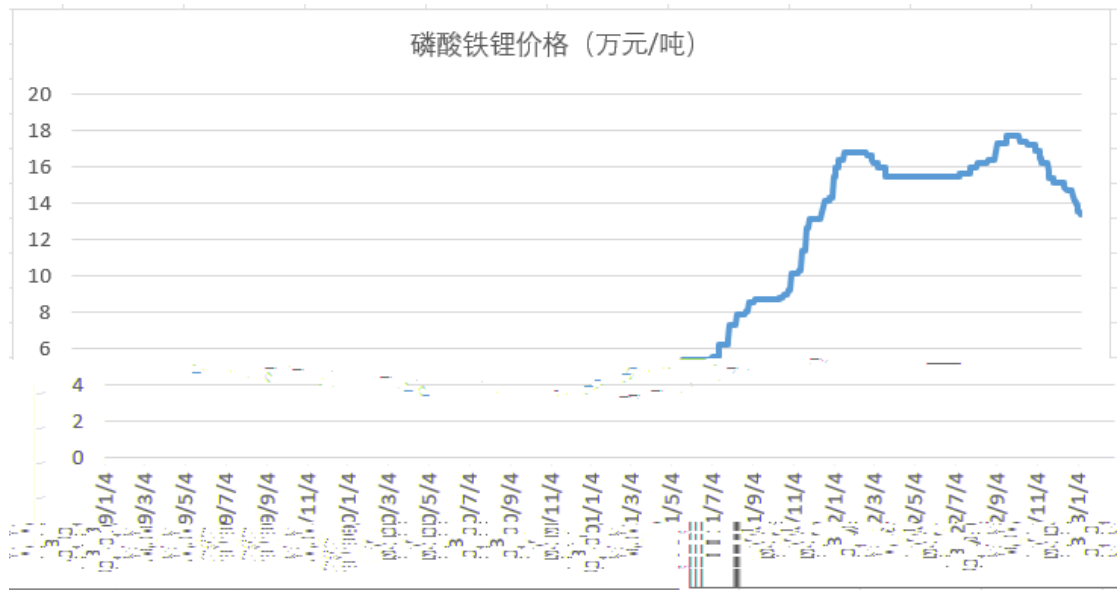
6GWh

2

133,440.89

1		33,951.79	-
2		73,000.00	60,000.00
3		1,600.00	-
4		24,889.10	-
		133,440.89	60,000.00

--	--	--	--	--



Wind

B

	T	T+1	T+2	T+3	T+4	T+5	T+6	T+7	T+8	T+9	T+10
	19.54	325.58	1,989.76	2,416.20	2,416.20	2,416.20	2,416.20	2,416.20	2,416.20	2,416.20	2,416.20

C

	T	T+1	T+2	T+3	T+4	T+5	T+6	T+7	T+8	T+9	T+10
	-	167,670.29	332,093.25	413,165.51	413,322.95	413,488.26	413,661.83	413,844.09	414,035.45	414,236.39	414,447.37
	-	16.85%	17.65%	18.04%	18.01%	17.98%	17.94%	17.91%	17.87%	17.83%	17.79%
	-	3,422.40	6,868.79	8,617.49	8,650.56	8,685.29	8,721.76	8,760.05	8,800.25	8,842.46	8,886.79
	-	1.70%	1.70%	1.71%	1.72%	1.72%	1.73%	1.74%	1.75%	1.75%	1.76%
	658.02	3,630.44	6,698.47	8,334.05	8,465.80	7,974.12	8,119.37	8,271.89	8,432.03	8,600.18	8,776.74
	-	1.80%	1.66%	1.65%	1.68%	1.58%	1.61%	1.64%	1.67%	1.71%	1.74%
	-	7,057.49	14,114.97	17,643.72	17,643.72	17,643.72	17,643.72	17,643.72	17,643.72	17,643.72	17,643.72
	-	3.50%	3.50%	3.50%	3.50%	3.50%	3.50%	3.50%	3.50%	3.50%	3.50%
	1,750.00	3,500.00	3,500.00	2,800.00	1,400.00	700.00	700.00	-	-	-	-
	-	1.74%	0.87%	0.56%	0.28%	0.14%	0.14%	-	-	-	-
	2,408.02	185,280.62	363,275.48	450,560.77	449,483.03	448,491.39	448,846.68	448,519.74	448,911.45	449,322.75	449,754.61

D

	T	T+1	T+2	T+3	T+4	T+5	T+6	T+7	T+8	T+9	T+10
	-2,427.56	16,036.28	38,019.72	51,129.23	52,206.97	53,198.61	52,843.32	53,170.26	52,778.55	52,367.25	51,935.39
	25%	25%	25%	25%	25%	25%	25%	25%	25%	25%	25%
	-	4,009.07	9,504.93	12,782.31	13,051.74	13,299.65	13,210.83	13,292.56	13,194.64	13,091.81	12,983.85

2022 1-9 " 12GWh 2020 6GWh " 2020 2021

2021 2022 1-9

1

100Ah " 12GWh
6GWh "
280Ah

2

" "

1.5-1.85 /Wh

0.95-1.25 /Wh

2021

Exicom

2021 Exicom 18,671.41
 11,006.88 35.54% 20.95%
 -0.27% -9.22% Exicom
 Exicom 2019 2020
 2021

2020

3

5G 2.7kW 10.8kWh
 4 100MWh

GGII 2021 48GWh
 2025 300GWh 2021-2025
 58.11% 2030 920GWh 2025
 460GWh 2021-2025 60.11% 2030 1,300GWh

4

" 12GWh 6GWh "
GWh

5

			2021	2020	2019
	/		28.52%	36.03%	37.87%
			29.73%	43.65%	36.72%
			13.77%	24.56%	25.51%
			24.01%	34.75%	33.37%

" 12GWh
6GWh " 17.79%
" 12GWh 6GWh "

5

2022 9 29

2022

0025849

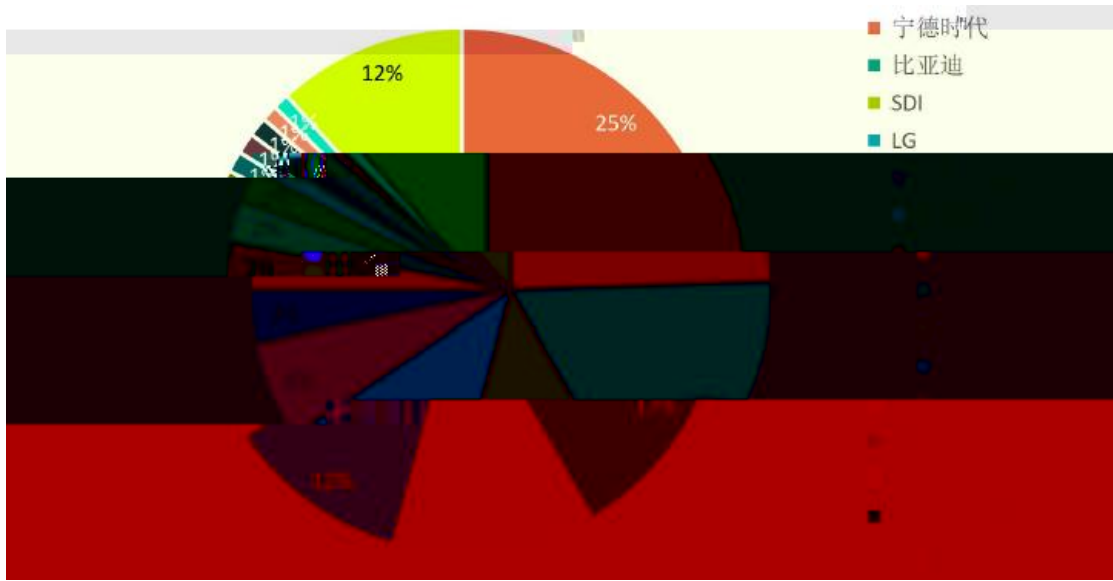
6

2022 5

2022 260

2022 7

2022 106



2

50,000.00

1		8,600.00	-	17.20%
2		31,446.05	20,000.00	62.89%
3		9,953.95	-	19.91%
		50,000.00	20,000.00	100.00%

1		1		700.00	700.00
2	2300L	2		130.00	260.00
3		1		1000.00	1000.00
4		2		1000.00	2000.00
5		1		120.00	120.00
6		1		120.00	120.00
7		1		133.00	133.00
8		1		137.00	137.00
9		2		126.00	252.00
10		2		19.00	38.00
11		2		14.50	29.00
12		10		15.50	155.00
13		4		20.00	80.00
14		18		140.00	2520.00
15	200PPMPatech	52		192.63	10017.00
16	200PPM Xray	2		238.00	476.00
17		1		6100.00	6100.00
18		1		545.00	545.00
19		1		1055.00	1055.00
20		10		80.00	800.00
21		1		800.00	800.00
22		2		60.00	120.00
23		13		62.00	806.00
24		20		13.50	270.00
25		2		16.50	33.00
26		1		23.43	23.43

27	NMP	3		32.00	96.00
28		2		4.40	8.80
29		8		2.00	16.00
30		20		2.00	40.00
31		2		27.00	54.00
32	NMP	1		200.00	200.00
33		1		225.00	225.00
34		1		225.00	225.00
35		1		225.00	225.00
36		1		225.00	225.00
37		1		224.02	224.02
38		3		87.91	263.74
39		2		49.04	98.08
40	1#	1		82.46	82.46
41		1		54.97	54.97
42		1		35.49	35.49
43		1		39.95	39.95
44		1		10.14	10.14
45		1		11.68	11.68
46		1		2.52	2.52
47		1		22.97	22.97
48		9		4.44	40.00
49		6		1.42	8.50
50		1		1.44	1.44
51		12		9.50	114.00
52		44		0.72	31.87
53		-	-	-	500.00
		280			31,446.05

3

1

	T	T+1	T+2	T+3	T+4	T+5	T+6	T+7	T+8	T+9	T+10
	-	-	381.41	474.07	474.07	474.07	474.07	474.07	474.07	474.07	474.07

C

	T	T+1	T+2	T+3	T+4	T+5	T+6	T+7	T+8	T+9	T+10
	71.42	69,061.92	76,409.66	76,409.66	76,409.66	76,409.66	76,409.66	76,409.66	76,409.66	76,409.66	76,409.66
	-	22.46%	22.79%	22.79%	22.79%	22.79%	22.79%	22.79%	22.79%	22.79%	22.79%
	-	1,335.97	1,484.41	1,484.41	1,484.41	1,484.41	1,484.41	1,484.41	1,484.41	1,484.41	1,484.41
	-	1.50%	1.50%	1.50%	1.50%	1.50%	1.50%	1.50%	1.50%	1.50%	1.50%
	-	2,493.80	2,770.89	2,770.89	2,770.89	2,770.89	2,770.89	2,770.89	2,770.89	2,770.89	2,770.89

	7.50%	4.97%	6.27%	4.00%
	0.52%	5.62%	7.10%	10.53%

2020 2021 2022 1-9

" 2GWh

" 2021 2022 1-9 2020
2020

1-9 2020 2021 2022
2021

10%-20%

22.75%

			2021	2020	2019
			19.02%	26.13%	23.76%
	TOP4		28.23%	23.55%	21.42%
			21.70%	29.53%	29.65%

			14.92%	18.01%	23.57%
			20.97%	24.31%	24.60%

" 2GWh

"

5

2288

2021

0042717

6

2022 1

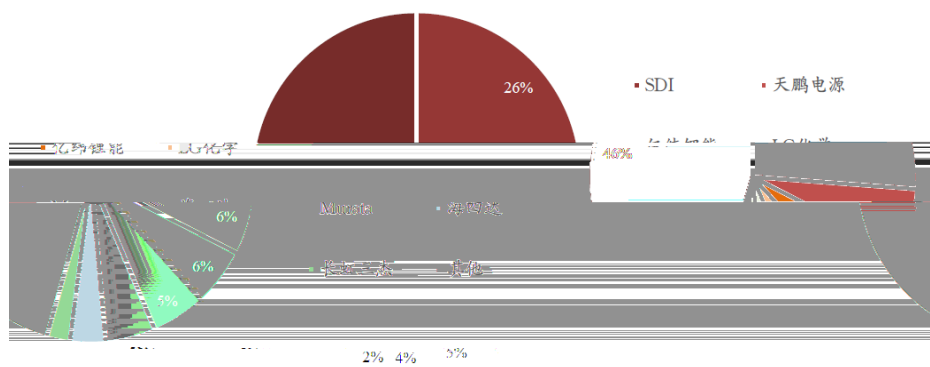
2022 56

2021 11

2GWh

2021 228

--	--	--	--	--	--	--	--



1

27,902.70

2

2021

2019 -2021

2021

2022-2024

1

=2024

-2021

-

×

2 2022-2024

	2019	2020	2021		359,996.66
444,754.21		487,077.50	2019	2021	
16.32%				10%	2022
2024			2022	2024	535,785.25
589,363.78		648,300.16			

3 2022-2024

2022	2024
2021	

	2021	2021	2022 E	2023 E	2024 E
	487,077.50	-	535,785.25	589,363.78	648,300.16
	291,764.23	59.90%	320,940.66	353,034.72	388,338.19

	2021	2021	2022 E	2023 E	2024 E
2022 -2024			76,218.27		

2024

		TW/TWh							2050
		4.1TW				500TWh	+		
				GGII		2025			
		460GWh	2021-2025			60.11%			2030
1,300GWh				2021	12				
		1.19GWh/							
2022	2					"	"		
								30%	
						70%-80%			
				"		12GWh			
6GWh	"					GWh			
				GGII		2021			
22GWh		2026				60GWh		2021	2.7
		2021-2026			22%			2020	
		5.6GWh			64.7%				

2002

2009

2022 9 30

3.03GWh/

863

2022 9 30

60

30

3

TTI

ITW

Exicom

1					
2					
3					
4					

		T	T+1	
1		8,600.00	-	8,600.00
2		31,446.05	-	31,446.05
3		-	9,953.95	9,953.95
		40,046.05	9,953.95	50,000.00

2022 4 25

10,041.04

39,958.96

22,398.58

,

PP ABS PC/ABS

"

"

" 12GWh

6GWh "

" 2Gwh

"

--	--	--	--

" 12GWh

6GWh " " 2GWh

"

2012

" C29

"

GB/T4754-2017

" C29

"

1

2016				
[2017]926				23.53
			849,978	
			20,000,000.00	
	2,591,698.11			
17,408,301.89	2017	11	23	
				[2017] ZA16392

2

2022 9 30

			800009597481	
			800010884114	

1

1,740.83					1,744.44				
					1,744.44				
					2018		1,744.44		

1 1,740.83 1,740.83 1,744.44 1,740.83 1,740.83

5

			2019	2020	2021	2022 1-9		
1		13,658.00	2,997.25	1,340.51	6,825.19	3,325.96	14,448.91	

49,384.08

1,744.44

6

7

8

9

2023 01591

2022 9 30

18

"

'

,

"

2022 4 25

2017

2017 11 23

18

18

101,743.1917

43.93%

35.27%

30%

101,743.1917

43.93%

35.27%

30%

		359,996.66	444,754.21
487,077.50	428,105.20	16,404.60	39,810.56
2,100.42	15,870.14		

ICT

ICT

2015		WPR		5,478.89
	WPR		2021	
		2,492.89	2022	WPR
2021				

35 35

第七节 本次发行相关声明

一、发行人及全体董事、监事、高级管理人员声明

本公司及全体董事、监事、高级管理人员

第七节 本次发行相关声明

一、发行人及全体董事、监事、高级管理人员声明

本公司及全体董事、监事、高级管理人员承诺与披露事项如下：

1. 本次发行符合《公司法》《证券法》等法律法规的规定。

2. 本次发行符合《上市公司证券发行注册管理办法》的规定。

3. 本次发行符合《上市公司证券发行注册管理办法》的规定。

4. 本次发行符合《上市公司证券发行注册管理办法》的规定。

5. 本次发行符合《上市公司证券发行注册管理办法》的规定。

6. 本次发行符合《上市公司证券发行注册管理办法》的规定。

7. 本次发行符合《上市公司证券发行注册管理办法》的规定。

8. 本次发行符合《上市公司证券发行注册管理办法》的规定。


9. 本次发行符合《上市公司证券发行注册管理办法》的规定。

10. 本次发行符合《上市公司证券发行注册管理办法》的规定。

11. 本次发行符合《上市公司证券发行注册管理办法》的规定。

12. 本次发行符合《上市公司证券发行注册管理办法》的规定。

13. 本次发行符合《上市公司证券发行注册管理办法》的规定。



第七节 本次发行相关声明

一、发行人及全体董事、监事、高级管理人员责任声明

本公司及全体董事、

监事、

高级管理人员承诺：按照相关法律、法规和规范性文件的要求，对本次发行申请材料进行审慎核查，并对所提供信息的真实性、准确性和完整性承担相应的法律责任。

全体董事：

周文

吴昊

周臻纶

蔡青



吴昊

周臻纶

全体高级管理人员：

蔡青

李宏

上海普利特复合材料股份有限公司



2023年4月3日

第七节 本次发行相关声明

一、发行人及全体董事、监事、高级管理人员声明

本公司及全体董事、监事、高级管理人员承诺本募集说明书内容真实、准确、完整，不存在虚假记载、误导性陈述或重大遗漏，按照诚信原则履行承诺，并承担相应的法律责任。

全体董事：

周文

吴昊

周臻纶

蔡莹

赵世君

钱君律

胡冰

全体监事：

郭思斯

张锴

邵祥胜

非董事高级管理人员：

蔡青

李宏

上海普利特复合材料股份有限公司



第七节 本次发行相关声明

一、发行人及全体董事、监事、高级管理人员声明

本公司及全体董事、监事、高级管理人员承诺本募集说明书内容真实、准确、完整，不存在虚假记载、误导性陈述或重大遗漏，按照诚信原则履行承诺，并承担相应的法律责任。

全体董事：

周文

吴昊

周臻纶

蔡莹

赵世君

钱君律

胡冰

胡冰

全体监事：

郭思斯

张锴

邵祥胜

非董事高级管理人员：

蔡青


李宏

上海普利复合材料股份有限公司



二、发行上控制机左 定后控制上吉明

1. 发行上控制机左 定后控制上吉明



三、保荐机构（主承销商）声明（一）

本公司已对募集说明书进行了核查，确认本募集说明书内容真实、准确、完整，不存在虚假记载、误导性陈述或重大遗漏，并承担相应的法律责任。

项目协办人签名：

高照

高照

保荐代表人签名：

郑皓

郑皓

徐建豪

徐建豪

保荐机构总经理签名：

李军

李军

保荐机构董事长（或代行董事长职务）签名：



五、发行人律师声明

本所及经办律师已认真阅读募集说明书的全部内容，募集说明书内容与本所出具的法律意见书不存在矛盾。本所及经办律师对发行人在募集说明书中引用的法律意见书内容，保证虚假记载、误导性陈述或者重大遗漏，并承担相应的法律责任。

律师事务所负责人：

韩炯

经办律师：

王博

王博



七、评估机构声明

本机构为签署资产评估师执业资格注册证书，确认资产评估报告与本机构出具的评估结果一致。



1

1

2

3

4

3

2

1

②自本承诺函出具日至公司本次向特定对象发行股票期间内，若相关法律法规发生变化并

导致本承诺函中承诺事项无法履行或无法完全履行时，本人将严格按照相关法律法规的要求履行承诺义务。若相关法律法规明确规定本人不履行承诺义务需承担法律责任的，本人将依法承担相应法律责任。本人将严格履行承诺事项，如违反承诺义务且给公司或者其他股东造成损失的，本人将依法承担赔偿责任。

