


002324

2023-010





1

1

2020 9

2030

2060

2021

71%

2021

44%

2

3

ICT

2021 1

2

1

2021

16.5% 2030

2025

1,200GWh

2022 3

“ ”

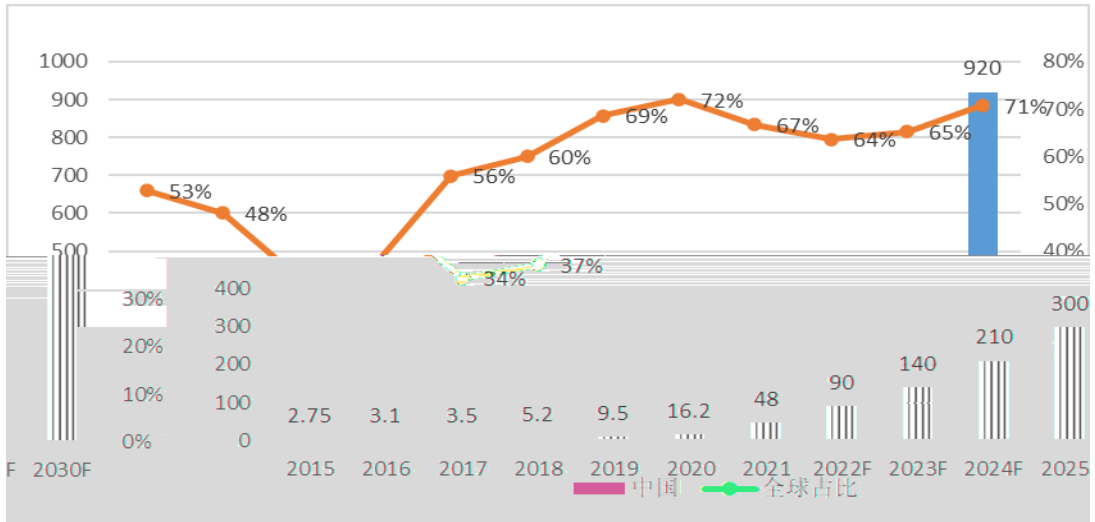
2025

2030

GGII 2025 460GWh  
 2021-2025 60.11% 2030 1,300GWh 2020  
 16.2GWh 70.5% 2025  
 300GWh 2021-2025 58.11% 2030  
 920GWh

2015-2030

:GWh %



GGII 2022 3

2 5G

UPS

	4G		5G			
				2020	5G	60
						2020
		5G	71.8			4G
		780-930W	5G		2,700W	4h
	5G		10.8kWh		4G 5G	2
						5G
				2021	5G	85
11.9GWh	2025	5G		160		24.3GWh
		2021-2025	5G			:GWh

1

2017

2020 139

2025 220

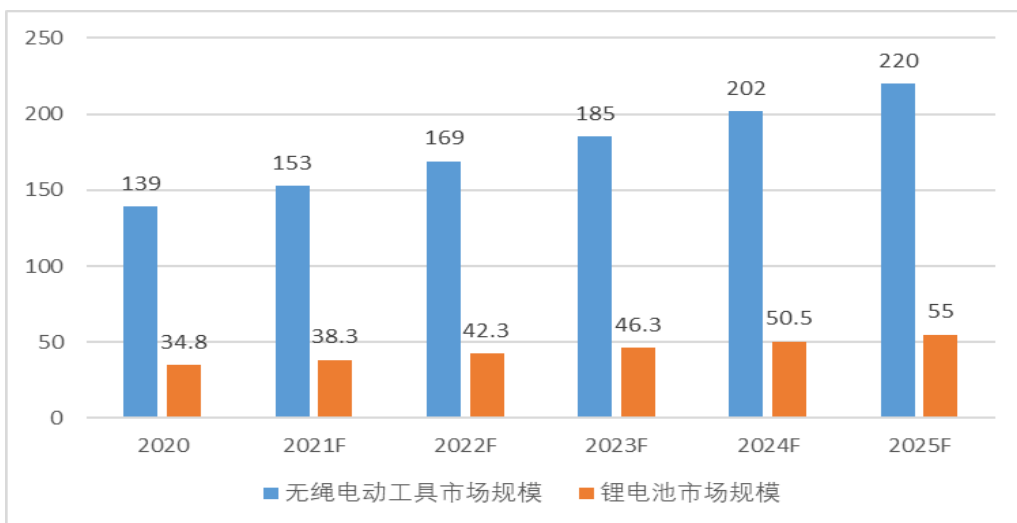
34.8 2025 55

2025 82

5 21%

2020-2025

:



2021 12

2

SDI LG

TTI

	GGII	2021		22GWh	2026
		60GWh	2021	2.7	2021-2026
	22%		2020		5.6GWh
64.7%					

1

		LCP		LCP	FCCL
FPC	PCB		5G		

“ + ”

2

8

” “ 12GWh “ 2GWh 6GWh ”

3

4



**2**

**3**

**4**

35 35

35 35

$$\frac{20}{A} = \frac{20 \cdot 80\%}{A} + \frac{20}{20} \cdot A$$

$$\frac{D}{P1} = \frac{P0}{P1} - \frac{N}{P1}$$

$$P1 = P0 - D$$

$$P1 = P0 / (1 + N)$$

$$P1 = (P0 - D) / (1 + N)$$

1

1

2

”

“

35

35

2

**3**

A

2022

[2013]110

[2015]31

2022

12GWh

6GWh

2GWh

1				
2		2023	6	
3		189,525.70		
4				
5				101,7431,917
6		250,000,000		
7	2022		2022	
			16,500	21,500
2022				19,000
		2023		
1	2023			2022
		20%		
2	2023			2022
3	2023			2022
		20%		

	2023 /2023 12 31	2023 /2023 12 31	2022 12 31 /2022
	101,743.19	126,743.19	101,406.23
	2023 6 30		
1 2023	2022		20%
	15,200.00	15,200.00	19,000.00
/	0.149	0.133	0.187
/	0.149	0.133	0.187
2 2023	2022		
	19,000.00	19,000.00	19,000.00
/	0.187	0.166	0.187
/	0.187	0.166	0.187
3 2023	2022		20%
	22,800.00	22,800.00	19,000.00
/	0.224	0.200	0.187
/	0.224	0.200	0.187

1 2023

2

3

4

9

5

A

1

5G

			36.00	44.48	48.71
1.65	3.96	0.24			
				2021	1

2021 18.53 1.04 2022 1-9 17.29  
30.90% 1.23 42.19%

2022 8 5 79.7883%

79.7883% ”

2019

2022 3

“ ”

2

5G

2022 5

	BMS	
PC/ABS	PC	PBT-GF
		C

2022 10 26

2022

2021

46.17

29.20

48.71

18.53

2

2022 8

1

	2019	-2021	36.00	44.48	
48.71			38.44%	37.92%	43.31%
	2021		46.17		

1999	23	2009
13		

1994

2002

2009

12GWh

6GWh ” “ 2GWh

”

3

,

200

200





2  
1  
2  
36  
36

17.57%

2022 10 26

2022

4

	2022	8	-11		1.15
2023	2			2023	
	6				

1%

6GWh ” “ 2GWh 12GWh ”

	2022	10		Exicom	
	2,820			2022-2023	
			6.91		
		2022	8	-11	
1.15		2023	2		2023
			6		
2021				18.53	1.04
1-9		17.29		30.90%	12,269.59
	42.19%				
5					
12GWh			6GWh	” “	2GWh

”

”

**1**



3 —

**1**

1

2

3

4

5

6

7

2

1

2

A

