

上海普

目 录

内

申



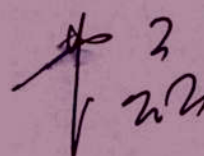
三、关键审计

对财务报表产生的影响


(此页无正文)



中国注册会计师
(项目合伙人)



中国注册会计师



中国，上海

2024年4月18日

5.1	1,436,885,895.54	378,974,050.58	143,497,394.78	106,108,223.12	
5.2	31,500,000.00	31,500,000.00	10,000,000.00	10,000,000.00	
	-	-	-	-	
5.3	337,402,549.65	256,368,587.21	336,564,654.25	218,699,967.36	
5.4	3,570,203,115.87	2,662,517,908.08	1,837,143,905.02	1,647,151,010.99	
5.5	324,088,731.39	233,485,921.06	244,437,296.92	193,527,123.69	
5.6	228,486,645.15	177,589,774.38	39,364,088.41	111,999,986.10	
5.7	27,021,649.98	21,384,963.54	672,421,982.09	598,333,910.22	
	-	-	19,444.44	1,435,091.17	
	-	-	-	495,000.00	
5.8	1,823,803,974.79	1,766,771,826.52	80,527,515.57	26,777,961.05	
	-	-	-	-	
	-	-	-	-	
	-	-	-	-	
5.9	91,278,877.35	35,167,612.75	-	-	
	7,870,671,439.72	5,563,760,644.12	3,363,956,837.04	2,912,598,100.00	598,000,000.00

5.21	2,611,488,605.90	2,301,353,136.19	1,721,342,775.30	1,647,041,952.97
	-	-	-	-
5.22	-	43,265.00	-	-
5.23	841,034,519.41	390,678,366.58	144,367,623.51	79,819,000.47
5.24	1,715,038,282.99	1,028,030,484.99	213,347,676.51	80,634,278.33
	-	-	-	-
5.25	76,223,591.07	95,055,226.22	28,464,677.19	44,712,722.44
5.26	83,839,258.85	89,251,909.38	18,516,555.48	23,140,191.04
5.27	75,652,650.77	37,222,473.51	69,878,244.22	34,679,931.61
5.28	474,518,909.13	542,256,464.57	91,231,023.85	378,005,605.07
	-	-	-	-
	-	71,295,453.00	-	-
	-	-	-	-
5.29	207,529,078.45	51,394,401.43	43,000,000.00	21,000,000.00
5.30	-	17,770,729.64	-	-
	6,085,324,896.57	4,553,056,457.51	2,330,148,576.06	2,309,033,681.93
5.31	1,051,751,587.20	829,092,696.00	597,638,000.00	594,000,000.00
	-	-	-	-
	-	-	-	-
	-	-	-	-
5.32	40,947,042.56	15,457,161.92	11,134,973.58	-
5.33	1,508,353.04	2,392,709.22	-	-
	-	-	-	-
	-	-	-	-
5.34	54,588,749.72	60,863,484.52	4,430,500.00	1,130,600.00
5.19	31,637,392.24	39,268,821.56	-	-
	-	-	-	-
	1,180,433,124.76	947,074,873.22	613,203,473.58	595,130,600.00
	7,265,758,021.33	5,500,131,330.73	2,943,352,049.64	2,904,164,281.93
5.35	1,114,146,844.00	1,017,431,917.00	1,114,146,844.00	1,017,431,917.00
	-	-	-	-
	-	-	-	-
	-	-	-	-
5.36	1,215,151,924.77	257,799,675.61	1,211,985,111.65	241,983,408.95
5.37	-113,764,547.59	-107,839,348.37	-113,764,547.59	-107,839,348.37
5.38	67,718,476.33	57,483,185.36	-	-
5.39	1,072,653.80	-	-	-
5.40	212,002,468.74	184,188,949.58	212,002,468.74	184,188,949.58
5.41	1,819,921,974.15	1,430,130,851.76	1,184,745,586.18	985,192,887.91
	4,316,249,794.20	2,839,195,230.94	3,609,115,462.98	2,320,957,815.07
	325,201,962.82	268,947,725.40	-	-
	4,641,451,757.02	3,108,142,956.34	3,609,115,462.98	2,320,957,815.07
	11,907,209,778.35	8,608,274,287.07	6,552,467,512.62	5,225,122,097.00

5.42	8,709,374,461.11	6,758,481,608.85	4,436,787,397.72	4,214,898,335.63
5.42	7,272,444,162.86	5,800,432,608.75	3,814,150,947.13	3,808,758,424.70
5.43	44,302,100.01	27,751,920.88	11,330,691.32	3,652,449.73
5.44	114,003,996.19	69,165,615.28	36,579,302.81	31,223,112.97
5.45	239,038,200.79	191,583,303.51	86,949,535.70	96,821,820.57
5.46	514,191,255.58	357,706,593.87	173,839,092.64	164,525,729.18
5.47	88,637,493.22	65,667,607.17	55,276,230.56	34,350,113.06
	105,784,943.50	65,269,598.80	59,269,168.26	41,212,355.75
	14,311,594.74	8,887,110.93	2,661,332.60	2,347,139.52
5.48	124,440,972.18	32,340,630.58	31,027,227.11	15,212,807.59
5.49	-4,858,654.15	-5,125,640.87	3,453,751.69	-902,985.18
	-11,740,021.84	-12,414,940.89	-6,339,614.18	-4,598,573.56
	-	-	-	-
	-	-	-	-
5.50	43,265.00	-144,490.00	-	-
5.51	7,760,643.08	-37,387,509.44	2,800,657.70	-27,317,430.16
5.52	-68,143,900.00	-27,455,886.11	-5,951,369.51	-
5.53	119,148.33	1,573,051.58	-	-
	496,118,726.90	209,974,115.13	289,991,864.55	62,559,077.67
5.54	6,778,019.32	461,718.91	5,919,833.34	55,000.00
5.55	6,678,965.31	1,218,655.53	347,570.25	1,042,063.16
	496,217,780.91	209,217,178.51	295,564,127.64	61,572,014.51
5.56	23,339,381.33	-7,360,649.51	17,42,	

	1,017,431,917.00	-	-	257,799,675.61	-107,839,348.37	57,483,185.36	-	184,188,949.58	1,430,130,851.76	2,839,195,230.94	268,947,725.40	3,108,142,956.34	1,014,062,317.00	-	-	190,320,699.61	-75,099,279.19	11,851,743.81	20,822.82	177,968,736.12	1,284,657,665.71	2,603,782,705.88	13,682,868.75	2,617,465,574.63	
	-	-	-	-	-	-	-	-	-	-	-	-	-	-	-	-	-	-	-	-	-	-	-	-	
	-	-	-	-	-	-	-	-	-	-	-	-	-	-	-	-	-	-	-	-	-	-	-	-	
	-	-	-	-	-	-	-	-	-	-	-	-	-	-	-	-	-	-	-	-	-	-	-	-	
	1,017,431,917.00	-	-	257,799,675.61	-107,839,348.37	57,483,185.36	-	184,188,949.58	1,430,130,851.76	2,839,195,230.94	268,947,725.40	3,108,142,956.34	1,014,062,317.00	-	-	190,320,699.61	-75,099,279.19	11,851,743.81	20,822.82	177,968,736.12	1,284,657,665.71	2,603,782,705.88	13,682,868.75	2,617,465,574.63	
	96,714,927.00	-	-	957,352,249.16	-5,925,199.22	10,235,290.97	1,072,653.80	27,813,519.16	389,791,122.39	1,477,054,563.26	56,254,237.42	1,533,308,800.68	3,369,600.00	-	-	67,478,976.00	-32,740,069.18	45,631,441.55	-20,822.82	6,220,213.46	145,473,186.05	235,412,525.06	255,264,856.65	490,677,381.71	
	-	-	-	-	-	10,235,290.97	-	-	468,373,615.70	478,608,906.67	4,504,783.88	483,113,690.55	-	-	-	-	-	45,631,441.55	-	-	202,094,518.36	247,725,959.91	14,483,309.66	262,209,269.57	
	96,714,927.00	-	-	957,352,249.16	-5,925,199.22	-	-	-	-	1,048,141,976.94	51,749,453.54	1,099,891,430.48	3,369,600.00	-	-	67,478,976.00	-32,740,069.18	-	-	-	-	38,108,506.82	240,781,546.99	278,890,053.81	
1.	96,764,327.00	-	-	977,722,920.51	-5,712,000.00	-	-	-	-	1,068,775,247.51	39,100,000.00	1,107,875,247.51	3,369,600.00	-	-	25,103,520.00	-28,473,120.00	-	-	-	-	-	-	-	
2.	-	-	-	-	-	-	-	-	-	-	-	-	-	-	-	-	-	-	-	-	-	-	-	-	
3.	-	-	-	17,553,661.20	-	-	-	-	-	17,553,661.20	-	17,553,661.20	-	-	42,375,456.00	-	-	-	-	-	-	42,375,456.00	-	42,375,456.00	
4.	-49,400.00	-	-	-37,924,332.55	-213,199.22	-	-	-	-	-38,186,931.77	12,649,453.54	-25,537,478.23	-	-	-	-	-4,266,949.18	-	-	-	-	-4,266,949.18	240,781,546.99	236,514,597.81	
	-	-	-	-	-	-	-	27,813,519.16	-78,582,493.31	-50,768,974.15	-	-50,768,974.15	-	-	-	-	-	-	-	6,220,213.46	-56,621,332.31	-50,401,118.85	-50,401,118.85		
1.	-	-	-	-	-	-	-	27,813,519.16	-27,813,519.16	-	-	-	-	-	-	-	-	-	-	6,220,213.46	-6,220,213.46	-	-	-	
2.	-	-	-	-	-	-	-	-	-50,768,974.15	-50,768,974.15	-	-50,768,974.15	-	-	-	-	-	-	-	-	-	-50,401,118.85	-50,401,118.85	-50,401,118.85	
3.	-	-	-	-	-	-	-	-	-	-	-	-	-	-	-	-	-	-	-	-	-	-	-	-	
	-	-	-	-	-	-	-	-	-	-	-	-	-	-	-	-	-	-	-	-	-	-	-	-	
1.	-	-	-	-	-	-	-	-	-	-	-	-	-	-	-	-	-	-	-	-	-	-	-	-	
2.	-	-	-	-	-	-	-	-	-	-	-	-	-	-	-	-	-	-	-	-	-	-	-	-	
3.	-	-	-	-	-	-	-	-	-	-	-	-	-	-	-	-	-	-	-	-	-	-	-	-	
4.	-	-	-	-	-	-	-	-	-	-	-	-	-	-	-	-	-	-	-	-	-	-	-	-	
5.	-	-	-	-	-	-	-	-	-	-	-	-	-	-	-	-	-	-	-	-	-	-	-	-	
6.	-	-	-	-	-	-	-	-	-	-	-	-	-	-	-	-	-	-	-	-	-	-	-	-	
	-	-	-	-	-	-	1,072,653.80	-	-	1,072,653.80	-	1,072,653.80	-	-	-	-	-	-	-20,822.82	-	-	-20,822.82	-	-20,822.82	
1.	-	-	-	-	-	-	2,184,000.00	-	-	2,184,000.00	-	2,184,000.00	-	-	-	-	-	-	-	2,337,023.33	-	-	2,337,023.33	2,337,023.33	
2.	-	-	-	-	-	-	-1,111,346.20	-	-	-1,111,346.20	-	-1,111,346.20	-	-	-	-	-	-	-2,357,846.15	-	-	-2,357,846.15	-	-2,357,846.15	
	-	-	-	-	-	-	-	-	-	-	-	-	-	-	-	-	-	-	-	-	-	-	-	-	
	1,114,146,844.00	-	-	1,215,151,924.77	-113,764,547.59	67,718,476.33	1,072,653.80	212,002,468.74	1,819,921,974.15	4,316,249,794.20	325,201,962.82	4,641,451,757.02	1,017,431,917.00	-	-	257,799,675.61	-107,839,348.37	57,483,185.36	-	184,188,949.58	1,430,130,851.76	2,839,195,230.94	268,947,725.40	3,108,142,956.34	

1 本公司基本情况（续）

1.1

2023	3								
						2023	1073		96,084,327
		1				96,084,327.00			
2023	8		2023			<	>		49,400.00
2023	11					51	68		8.40
		51				68			680,000.00
2023	12	31						1,114,146,844.00	
			2855	1	12				

1.2

6

2 财务报表的编制基础

2.1

—

2.2

12

3 重要会计政策及会计估计

3.1

3.2

1 1 12 31

3.3

12

3.4

3.5

3.5.1

3 重要会计政策及会计估计（续）

3.5

3.5.2

3.5.3

22 —

3.6

3.6.1

3.6.2

3 重要会计政策及会计估计（续）

3.6

1

3 重要会计政策及会计估计（续）

3.6

3.6.2

2

3 重要会计政策及会计估计（续）

3.6

3.6.2

3

4

3.7

3.8

3.8.1

3.8.2

”

”

3 重要会计政策及会计估计（续）

3.9

3.9.1

1

2

3

3.9.2

1

2

3

1

1

2

2

1

2

3 重要会计政策和会计估计（续）

3.9

3.9.4

1

2

3

3.9.5

3.9.6

1

2

3 重要会计政策和会计估计（续）

3.9

1

2

3

1

2

3.9.7

1

1

2

3

3 重要会计政策和会计估计（续）

3.9

2

12

12

3 重要会计政策和会计估计（续）

3.9

3.9.7

1

2

3

4

5

3

12

30

4

3 重要会计政策及会计估计（续）

3.9

3.9.7

1	3.00%
	1.00%
1-2	25.00%
2-3	50.00%
3	100.00%

30	0.00%
30	100.00%

	0.00%
	0.00%

3 重要会计政策和会计估计（续）

3.9

3.9.7

5

3.9.7/2

3 重要会计政策及会计估计（续）

3.9

3.9.8

1 24 ——

2

3

4

1

2

3

1

2

1

3 重要会计政策及会计估计（续）

3.9

3.9.8

3.9.9

” ”

” ”

” ”

” ”

” ”

” ”

”

”

” ”

”

”

” ”

3 重要会计政策和会计估计（续）

3.9

3.9.10

3 重要会计政策及会计估计（续）

3.11

3.11.3

3.11.4

3.11.5

3.12

1

2

3 重要会计政策及会计估计（续）

3.13

3.13.1

3.13.2

1

2

3 重要会计政策及会计估计（续）

3.13

3.13.3

3.13.3.1

3.13.3.2

“ 3.5

”

“ “ 3.6

3 重要会计政策及会计估计（续）

3.13

3.13.4

3.14

3.14.1

1

2

估计 (续)

		%	%
	15-40	0.00-5.00	2.50-6.67
	5-13	0.00-5.00	7.69-19.00

3 重要会计政策及会计估计（续）

3.15

3.15.1

1

2

3

4

3.15.2

3.15.3

3 重要会计政策及会计估计（续）

3.16

3.17

	5

3.18

3 重要会计政策及会计估计（续）

3.19

3.20

3

3 重要会计政策及会计估计（续）

3.21

3.21.1

3.21.2

3.21.3

3.21.4

3.22

3 重要会计政策及会计估计（续）

3.23

3.23.1

3.23.1.1

1

2

3

4

5

3.23.1.2

1

2 " "

3 " "

4 " "

5

3.23.2

1

2

3

3 重要会计政策及会计估计（续）

3.23

3.23.3

- 1
- 2
- 3
- 4
- 5

3.24

]

3 重要会计政策及会计估计（续）

3.24

3 重要会计政策及会计估计（续）

3.26

3.26.1

- 1
- 2
- 3

- 1
- 2
- 3
- 4
- 5
- 6

3 重要会计政策及会计估计（续）

3.26

3 重要会计政策及会计估计（续）

3.26

3.26.2

1

2

3.27

3.27.1

3.27.2

3.27.3

3 重要会计政策及会计估计（续）

3.27

3.27.4

1

2

3.28

) (

()

3 重要会计政策及会计估计（续）

3.29

3.29.2

3.29.2.1

" 3.15 " " 3.23 "

3.29.2.2

1

2

1

2

3.29.2.3

12

3.29.3

3 重要会计政策及会计估计（续）

3.29

3.29.3.1

3.29.3.2

3.30

3 重要会计政策及会计估计（续）

3.31

3.31.1

2022	11	30			
16		2022	31	"	
	"		2023	1	1

3.31.2

3.32

3.32.1

3.32.2

3,000

3,000

200

1

4 税项

4.1

		5% 6% 13%
		1% 5% 7%
		3%
		2%
		25%

4.2

	2023	11	15		GR202331001261
			2023	15%	
					2022 12 24
GR202233004137					2022 15%
					2021 11 12
GR202151101592					2021 15%
					2023 11 6
GR202332000069					2023 15%
					2023 11 6
GR202332005411					2023 15%
					2021 12 1
GR202132004568					2021 15%
					2023
	12		2023 1 1	2027 12 31	25%
					20%

4.3

5 财务报表项目附注（续）

5.3

5.3.1

	405,999,950.11	304,494,502.68
	263,711,497.24	173,236,079.50
	-	17,770,729.64
	324,088,731.39	233,485,921.06
	345,622,715.96	262,015,390.76
	8,220,166.31	5,646,803.55
	337,402,549.65	256,368,587.21

5.3.2

5.59

5.3.3

	2,144,791,621.68	-
	7,466,355.28	-
	2,152,257,976.96	-

5.3.4

5.3.5

	81,911,218.72	-	-
	263,711,497.24	8,220,166.31	3.12%
	345,622,715.96	8,220,166.31	2.38%

5 财务报表项目附注（续）

5.3

5.3.6

	5,646,803.55	2,573,362.76	-	8,220,166.31
--	--------------	--------------	---	--------------

5.3.7

5.3.8

5.4

5.4.1

1	1,979,379,771.04	1,666,200,824.33	3,645,580,595.37
	-	914,034,070.68	914,034,070.68
1—2	8,854,965.33	10,528,383.07	19,383,348.40
2—3	24,094,306.39	3,662,186.63	27,756,493.02
3	12,862,944.76	69,859,385.10	82,722,329.86
	2,025,191,987.52	1,750,250,779.13	3,775,442,766.65
	99,236,743.34	106,002,907.44	205,239,650.78
	1,925,955,244.18	1,644,247,871.69	3,570,203,115.87

5 财务报表项目附注（续）

5.4

5.4.2

5.4.2.1

	%		%	
23,993,457.98	1.18	23,993,457.98	100.00	-
2,001,198,529.54	98.82	75,243,285.36	3.76	1,925,955,244.18
1,927,574,252.59	95.18	71,259,719.90	3.70	1,856,314,532.69
73,624,276.95	3.64	3,983,565.46	5.41	69,640,711.49
2,025,191,987.52	100.00	99,236,743.34	4.90	1,925,955,244.18

5.4.2.2

6,293,023.29	6,293,023.29	100.00%
776,842.56	776,842.56	100.00%
16,923,592.13	16,923,592.13	100.00%
23,993,457.98	23,993,457.98	100.00%

5.4.2.3

1	1,905,755,494.09	56,900,032.19	2.99%
1—2	8,854,965.33	2,213,741.33	25.00%
2—3	1,635,693.57	817,846.78	50.00%
3	11,328,099.60	11,328,099.60	100.00%
	1,927,574,252.59	71,259,719.90	3.70%

5 财务报表项目附注（续）

5.4

5.4.2.4

5 财务报表项目附注（续）

5.4

5.4.3B -

827174.70 Tf 0 0 0 sc 0 0 0

5 财务报表项目附注（续）

5.5

		324,088,731.39	233,485,921.06
--	--	----------------	----------------

5.5.1 5.3.8

5.5.2 9

5.6

5.6.1

		%		%
1	225,451,769.55	98.67	174,563,430.03	98.30
1—2	742,667.99	0.33	2,133,082.59	1.20
2—3	1,439,656.13	0.63	138,156.63	0.08
3	852,551.48	0.37	755,105.13	0.42
	<u>228,486,645.15</u>	<u>100.00</u>	<u>177,589,774.38</u>	<u>100.00</u>

5.6.2

	60,254,719.09	1
	25,018,660.37	1
	21,192,112.58	1
	14,334,865.38	1
	10,000,000.00	1
	<u>130,800,357.42</u>	

5 财务报表项目附注（续）

5.7

5.7.1

1	21,235,373.59	13,572,922.52
1—2	2,658,763.44	6,125,397.39
2—3	3,025,451.75	1,435,463.77
3	1,882,061.20	2,031,179.86
	28,801,649.98	23,164,963.54
	1,780,000.00	1,780,000.00
	27,021,649.98	21,384,963.54

5.7.2

	6,105,582.31	7,408,748.57
	3,114,726.64	6,873,216.80
	4,625,421.39	1,472,942.54
	6,000,000.00	-
	8,955,919.64	7,410,055.63
	28,801,649.98	23,164,963.54
	1,780,000.00	1,780,000.00
	27,021,649.98	21,384,963.54

5.7.3

	12		
2023 1 1	-	-	1,780,000.00
	-	-	-
	-	-	-
2023 12 31	-	-	1,780,000.00

5 财务报表项目附注（续）

5.7

5.7.4

	6,000,000.00	1	-	20.83%
	3,225,300.00	1	-	11.20%
	1,780,000.00	3	1,780,000.00	6.18%
	1,263,207.96	1	-	4.39%
	1,067,600.11	1	-	3.71%
	<u>13,336,108.07</u>		<u>1,780,000.00</u>	<u>46.31%</u>

5.8

5.8.1

	1,093,334,851.47	47,056,936.57	1,046,277,914.90	1,092,277,164.19	43,185,113.27	1,049,092,050.92
	815,873,028.61	38,346,968.72	777,526,059.89	731,217,243.41	13,537,467.81	717,679,775.60
	<u>1,909,207,880.08</u>	<u>85,403,905.29</u>	<u>1,823,803,974.79</u>	<u>1,823,494,407.60</u>	<u>56,722,581.08</u>	<u>1,766,771,826.52</u>

5.8.1.1

	599,732,354.21	9,511,616.28	590,220,737.93	589,487,789.67	9,000,409.89	580,487,379.78
	356,140,971.66	30,961,832.53	325,179,139.13	315,964,716.26	29,015,469.67	286,949,246.59
	110,627,561.12	6,583,487.76	104,044,073.36	115,994,488.72	5,169,233.71	110,825,255.01
	12,681,174.14	-	12,681,174.14	57,757,007.76	-	57,757,007.76
	14,152,790.34	-	14,152,790.34	13,073,161.78	-	13,073,161.78
	<u>1,093,334,851.47</u>	<u>47,056,936.57</u>	<u>1,046,277,914.90</u>	<u>1,092,277,164.19</u>	<u>43,185,113.27</u>	<u>1,049,092,050.92</u>

5 财务报表项目附注（续）

5.8

5.8.1.1

85,177,320.43	3,444,153.80	81,733,166.63	172,400,717.59	9,350,355.88	163,050,361.71
71,516,533.22	4,047,244.33	67,469,288.89	4,582,742.04	719,461.30	3,863,280.74
625,087,137.22	30,855,570.59	594,231,566.63	553,927,431.16	3,467,650.63	550,459,780.53
17,249,042.04	-	17,249,042.04	306,352.62	-	306,352.62
8,611,760.63	-	8,611,760.63	-	-	-
8,231,235.07	-	8,231,235.07			
815,873,028.61	38,346,968.72	777,526,059.89	731,217,243.41	13,537,467.81	717,679,775.60

5.8.2

18,350,765.77	393,706.48	-5,926,579.70	137,877.53	12,955,770.08
29,734,930.97	16,697,712.28	-11,436,153.73	12,587.34	35,009,076.86
8,636,884.34	29,795,180.24	-993,006.23	-	37,439,058.35
56,722,581.08	46,886,599.00	-18,355,739.66	150,464.87	85,403,905.29

5.9

84,695,668.73	16,406,698.50
4,009,010.00	10,808,512.36
2,551,686.66	7,929,889.93
22,511.96	22,511.96
91,278,877.35	35,167,612.75

2023

5 财务报表项目附注（续）

5.10

		4,000,000.00	-4,000,000.00	-	4,000,000.00	-	4,000,000.00		

5.10.1 2023 12 31

5.11

5.11.1

	350,326.44	-	-	-	-	-	-	-	350,326.44	-
	1,336,319.40	-	-	-1,336,319.40	-	-	-	-	-	-
	40,751,947.12	5,000,000.00	-	-6,339,614.18	-	-	-	-	39,412,332.94	-
	-	2,000,000.00	-	-	-	-	-	-	2,000,000.00	-
	-	20,000,000.00	-	-64,088.26	-	-	-	-	19,935,911.74	-
	42,438,592.96	27,000,000.00	-	-7,740,021.84	-	-	-	-	61,698,571.12	-

5.11.2

2023

5 财务报表项目附注（续）

5.12

<hr/>	<hr/>	<hr/>
	57,556,683.84	42,000,000.00
	<u>9</u>	<u></u>

5.13

5 财务报表项目附注（续）

5.13

5.13.1 5.59

5.13.2

5.13.3 518,547,917.87 32.70%

5.14

5.14.1

	26,755,729.32	-	26,755,729.32	23,336,935.76	-	23,336,935.76
LCP	-	-	-	1,082,568.80	-	1,082,568.80
	12,104,044.72	-	12,104,044.72	2,749,053.04	-	2,749,053.04
LCP	7,691,869.81	-	7,691,869.81	10,746,767.60	-	10,746,767.60
	3,186,188.61	-	3,186,188.61	-	-	-
	28,407,442.40	-	28,407,442.40	13,343,465.48	-	13,343,465.48
2Gwh	-	-	-	345,199,859.30	-	345,199,859.30
21700	40,066,093.33	-	40,066,093.33	28,655,972.93	-	28,655,972.93
12GWh	105,036,379.20	-	105,036,379.20	3,415,314.15	-	3,415,314.15
6Gwh	16,591,377.36	-	16,591,377.36	-	-	-
6GWh	1,450,279.48	-	1,450,279.48	-	-	-
30GWh	48,488.10	-	48,488.10	-	-	-
	4,190,280.81	2,000.00	10,000.00	5,428.81	-	42.81

5 财务报表项目附注（续）

5.14

5.14.2

			23,336,935.76	56,454,517.24	52,712,496.89	323,226.79	-	26,755,729.32		
LCP			1,082,568.80	19,497,742.53	20,580,311.33	-	-	-	-	-
			2,749,053.04	12,260,602.32	2,905,610.64	-	-	12,104,044.72	-	-
LCP			10,746,767.60	4,278,504.36	7,333,402.15	-	-	7,691,869.81	-	-
		49,000.00	-	3,186,188.61	-	-	-	3,186,188.61	-	-
			13,343,465.48	24,071,359.11	9,007,382.19	-	-	28,407,442.40	-	-
12GWh	6Gwh	133,440.89	3,415,314.15	101,621,065.05	-	-	-	105,036,379.20	871,542.63	871,542.63
21700			28,655,972.93	11,410,120.40	-	-	-	40,066,093.33	-	-
2Gwh		50,000.00	345,199,859.30	84,189,756.15	429,389,615.45	-	-	-	11,150,886.90	7,814,346.65
			-	16,591,377.36	-	-	-	16,591,377.36	-	-
1.3GWH			-	168,106,566.46	168,106,566.46	-	-	-	-	-
6GWh		40,000.00	-	1,450,279.48	-	-	-	1,450,279.48	-	-
30GWh			-	48,488.10	-	-	-	48,488.10	-	-
			8,806,722.77	10,009,362.49	14,735,469.75	-	109,637.30	4,190,252.81	-	-
1.2		300	-	12,206,537.40	-	-	102,536.51	12,309,073.91	-	-
1		250	-	11,940,444.52	-	-	100,301.30	12,040,745.82	-	-
		/	437,336,659.83	537,322,911.58	704,770,854.86	323,226.79	312,475.11	269,877,964.87	12,022,429.53	8,685,889.28
									2,124,810.00	/

5 财务报表项目附注（续）

5.14

5.14.3	0.22%
5.14.4	5.59
5.14.4	PRET Advanced Materials., LLC

5.15

1.	6,134,989.32	17,890,748.06	1,438,900.28	25,464,637.66
2.	32,912,499.90	980,972.08	2,034,913.39	35,928,385.37
1	32,912,499.90	980,972.08	2,034,913.39	35,928,385.37
3.	1,868,312.73	-	-	1,868,312.73
1	1,868,312.73	-	-	1,868,312.73
4.	-	311,616.99	41,493.24	353,110.23
5.	37,179,176.49	19,183,337.13	3,515,306.91	59,877,820.53
1.	3,004,892.72	6,984,866.99	450,909.09	10,440,668.80
2.	3,876,691.79	6,061,080.84	825,031.90	10,762,804.53
1	3,876,691.79	6,061,080.84	825,031.90	10,762,804.53
3.	1,242,823.63	-	-	1,242,823.63
1	1,242,823.63	-	-	1,242,823.63
4.	-	169,357.54	14,576.53	183,934.07
5.	5,638,760.88	13,215,305.37	1,290,517.52	20,144,583.77
1.	-	-	-	-
4.	-	-	-	-
1.	31,540,415.61	5,968,031.76	2,224,789.39	39,733,236.76
2.	3,130,096.60	10,905,881.07	987,991.19	15,023,968.86

5 财务报表项目附注（续）

5.16

5.16.1

1.	318,517,218.81	325,833.35	10,637,169.91	99,666,700.00	429,146,922.07
2.	-	-	206,194.69	614,800.00	820,994.69
1	-	-	206,194.69		206,194.69
2	-	-	-	614,800.00	614,800.00
3.	-	-	-	-	-
4.	25,158.55	-	-	-	25,158.55
5.	<u>318,542,377.36</u>	<u>325,833.35</u>	<u>10,843,364.60</u>	<u>100,281,500.00</u>	<u>429,993,075.31</u>
1.	46,051,488.58	325,833.35	9,761,589.05	5,734,100.00	61,873,010.98
2.	7,197,887.94	-	410,417.04	10,433,600.00	18,041,904.98
1	7,197,887.94	-	410,417.04	10,433,600.00	18,041,904.98
3.	-	-	-	-	-
4.	-	-	-	-	-
5.	<u>53,249,376.52</u>	<u>325,833.35</u>	<u>10,172,006.09</u>	<u>16,167,700.00</u>	<u>79,914,915.96</u>
1.	-	-	-	-	-
2.	-	-	-	-	-
3.	-	-	-	-	-
4.	-	-	-	-	-
1.	<u>265,293,000.84</u>	-	<u>671,358.51</u>	<u>84,113,800.00</u>	<u>350,078,159.35</u>
2.	<u>272,465,730.23</u>	-	<u>875,580.86</u>	<u>93,932,600.00</u>	<u>367,273,911.09</u>

5.16.2

5.59

5.16.3

2023

5 财务报表项目附注（续）

5.17

5.17.1

WPRHoldingsLLC		-	6,470,572.34	-	-	388,053,537.02
		-	-	-	-	232,264,825.77
	45	-	6,470,572.34	-	-	620,318,362.79

5.17.2

WPRHoldingsLLC	180,863,192.68	3,020,191.00	3,092,300.34	-	-	186,975,684.02

5 财务报表项目附注（续）

5.17

5.17.4

5.17.4.1

5.17.4.2

					WACC
WPRHoldingsLLC	2024 -2028	6.69%			13.80%
	2024 -2028	12.87%			12.44%

5.17.5

5.17.5.1 WPR Holdings LLC

Engineering Resins

PRETTPO/LFT/ABS

Lanolin

2024 4 15

2024 0094

WPR Holdings, LLC

2023 12 31

WPR Holdings LLC

4,130.00

42.24

430,000.00

3,020,191.00

2023 12 31

26,398,927.53

28,390,000.00

2023

5 财务报表项目附注（续）

5.17

5.17.5

5.17.5.2

0095

2024 4 15

2024

2023

5 财务报表项目附注（续）

5.20

	28,845,192.25	29,553,566.32
12GWh	259,476,803.10	-
6GWh	261,295,699.89	-
	49,100,000.00	-
	44,599,000.00	-
	<u>643,316,695.24</u>	<u>29,553,566.32</u>

5.20.1 613,763,128.92 2,076.78%

5.21

	1,819,444,608.34	1,697,905,408.14
	790,000,000.00	601,234,500.00
	2,043,997.56	2,213,228.05
	<u>2,611,488,605.90</u>	<u>2,301,353,136.19</u>

5.21.1 7.5

5.22

	-	43,265.00
--	---	-----------

5 财务报表项目附注（续）

5.23

		841,034,519.41	390,678,366.58
		90,000,000.00	-
5.23.1		5.59	6.93
5.23.2		450,356,152.83	115.28%

5.24

		1,715,038,282.99	1,028,030,484.99
		698,009,004.50	-
5.24.1	1		
5.24.2		687,007,798.00	66.83%

5.25

		76,223,591.07	95,055,226.22
5.25.1	1		

5 财务报表项目附注（续）

5.26

			°		
84,565,621.63	560,856,022.81	561,725,811.79	143,426.20	83,839,258.85	

5 财务报表项目附注（续）

5.27

	36,425,332.88	4,484,030.46
	14,046,601.29	11,359,924.14
	5,728,455.22	5,453,995.50
	5,627,467.24	2,461,250.42
	4,761,659.36	2,783,322.83
	3,374,907.07	2,216,350.42
	2,319,611.90	3,609,464.31
	1,962,467.75	3,272,346.23
	1,349,759.79	1,341,053.77
	56,388.27	131,336.21
	-	109,399.22
	<u>75,652,650.77</u>	<u>37,222,473.51</u>

5.28

	-	71,295,453.00
	474,518,909.13	470,961,011.57
	<u>474,518,909.13</u>	<u>542,256,464.57</u>

5.28.1

	-	71,295,453.00
--	---	---------------

5 财务报表项目附注（续）

5.28

5.28.2

5.28.2.1

		311,561,990.92	152,471,504.44
		100,000,000.00	-
		33,767,690.00	28,473,120.00
		13,421,047.32	5,515,247.80
		5,368,000.00	11,865,540.00
		2,757,566.49	25,899,811.46
		-	238,002,800.00
		7,642,614.40	8,732,987.87
		<u>474,518,909.13</u>	<u>470,961,011.57</u>

5.28.2.2

1

21,464,870.15

5.29

		35,000,000.00	21,000,000.00
		70,500,000.00	
		8,600,000.00	
		91,418,739.20	30,000,000.00
		2,010,339.25	394,401.43
		<u>207,529,078.45</u>	<u>51,394,401.43</u>

5.29.1

5.29.2

5.59

5.29.2

5.59

61,418,739.20

5 财务报表项目附注（续）

5.30

		-	17,770,729.64
--	--	---	---------------

5.31

		377,713,587.20	235,092,696.00
		434,138,000.00	594,000,000.00
		192,900,000.00	
		47,000,000.00	-
		1,051,751,587.20	829,092,696.00

5.31.1

5.31.2

5.59

5.31.2

5.59

33,771.56

5.32

		47,471,641.12	15,900,258.06
		-6,524,598.56	-443,096.14
		40,947,042.56	15,457,161.92

5.33

		1,508,353.04	2,392,709.22
--	--	--------------	--------------

5.34

	60,863,484.52	6,584,168.72	12,858,903.52	54,588,749.72
--	---------------	--------------	---------------	---------------

5 财务报表项目附注（续）

5.34

		/				
2GWh		25,454,139.98	-	2,893,785.03	22,560,354.95	
		6,500,000.00	-	-	6,500,000.00	
		6,508,333.17	-	1,100,000.04	5,408,333.13	
		3,562,500.00	-	375,000.00	3,187,500.00	
	" "	3,677,906.71	-	939,039.96	2,738,866.75	
300	LCP	-	2,500,000.00	-	2,500,000.00	
		2,325,000.00	-	300,000.00	2,025,000.00	
		2,137,500.00	-	225,000.00	1,912,500.00	
15		3,061,666.54	-	1,670,000.04	1,391,666.50	
10		1,035,178.26	-	416,537.52	618,640.74	
2022		500,000.00	-	-	500,000.00	
		540,000.00	-	120,000.00	420,000.00	
5		509,137.07	-	123,368.13	385,768.94	
		742,931.17	-	369,157.80	373,773.37	
15000		693,888.00	-	345,625.25	348,262.75	

2023

5 财务报表项目附注（续）

5.34

						/
	-	-	1,280,000.00	-	1,280,000.00	
		330,600.00	-	-	330,600.00	
		513,333.01	-	440,000.04	73,332.97	
8400		138,944.09	-	70,790.71	68,153.38	
		811,561.83	-	811,561.83	-	
		300,000.00	-	300,000.00	-	
2022		200,000.00	-	200,000.00	-	
		99,000.00	-	99,000.00	-	
		-	1,558,900.00	1,558,900.00	-	
		1,221,864.69	1,245,268.72	501,137.17	1,965,996.24	/
		<u>60,863,484.52</u>	<u>6,584,168.72</u>	<u>12,858,903.52</u>	<u>54,588,749.72</u>	

5 财务报表项目附注（续）

5.35

				+/-	
		1,017,431,917.00	96,764,327.00	-49,400.00	1,114,146,844.00
5.35.1	2023 3 2023 5		2023 1073		96,084,327
	11.23 /	1,071,008,124.28			96,084,327
		2,232,876.77	972,690,920.51		
5.35.2	2023 11		51	68	
	8.40 51		68		5,712,000.00
		680,000.00		5,032,000.00	
5.35.3	2023 8	2023	<	>	3
	3				49,400
	8.40		414,960.00	3	
		417,430.00	49,400	368,030.00	

5.36

195,581,352.95

5 财务报表项目附注（续）

5.36

5.36.2	24,906,849.01	6,444,940
"	—2022	"
	12,649,453.54	

5.36.3 2023

5.37

	<u>-79,366,228.37</u>	<u>-79,996,857.59</u>	<u>-79,366,228.37</u>	<u>-79,996,857.59</u>
	<u>-28,473,120.00</u>	<u>-5,712,000.00</u>	<u>-417,430.00</u>	<u>-33,767,690.00</u>
	<u>-107,839,348.37</u>	<u>-85,708,857.59</u>	<u>-79,783,658.37</u>	<u>-113,764,547.59</u>

5.37.1

2022

"	"
6,006,800	79,996,857.59

5.37.2

5.35.2 5.35.3

5.38

<u>57,483,185.36</u>	<u>10,235,290.97</u>	<u>-</u>	<u>-</u>	<u>10,235,290.97</u>	<u>-</u>	<u>67,718,476.33</u>
----------------------	----------------------	----------	----------	----------------------	----------	----------------------

5.39

<u>-</u>	<u>2,184,000.00</u>	<u>1,111,346.20</u>	<u>1,072,653.80</u>
----------	---------------------	---------------------	---------------------

5.40

<u>184,188,949.58</u>	<u>27,813,519.16</u>	<u>-</u>	<u>212,002,468.74</u>
-----------------------	----------------------	----------	-----------------------

10%

5 财务报表项目附注（续）

5.41

			1,430,130,851.76	1,284,657,665.71
	+	-	-	-
			1,430,130,851.76	1,284,657,665.71
			468,373,615.70	202,094,518.36
			-	-
			27,813,519.16	6,220,213.46
			50,768,974.15	50,401,118.85
			-	-
			<u>1,819,921,974.15</u>	<u>1,430,130,851.76</u>

5.42

	<u>8,709,374,461.11</u>	<u>7,272,444,162.86</u>	<u>6,758,481,608.85</u>	<u>5,800,432,608.75</u>
		157,317,067.52		151,667,518.47

5.42.1

		3,347,580,822.38	3,041,677,567.12
		1,654,508,552.25	1,607,710,353.02
		778,607,075.24	394,749,771.53
		1,165,003,593.84	628,681,747.71
		7,384,677.01	5,241,623.83
		20,624,949.77	13,218,054.32
		1,735,664,790.62	1,067,202,491.32
		<u>8,709,374,461.11</u>	<u>6,758,481,608.85</u>

5.42.2

	1,950,892,852.26	28.87%
	1,472,011,554.11	25.38%

9-12

5 财务报表项目附注（续）

5.43

	11,409,932.16	4,754,205.09
	10,465,544.56	7,592,896.60
	9,664,777.50	4,048,014.43
	865,755.76	2,716,410.03
	10,327,423.59	6,927,478.36
	1,462,355.41	1,303,197.00
	82,351.03	224,007.93
	23,960.00	185,711.44
	<u>44,302,100.01</u>	<u>27,751,920.88</u>

5.44

	56,615,140.08	43,957,470.92
	10,926,335.57	206,362.65
	13,691,097.39	8,789,489.23
	8,855,445.61	4,788,919.17
	7,374,090.43	2,142,542.21
	1,614,543.06	1,796,499.91
	14,927,344.05	7,484,331.19
	<u>114,003,996.19</u>	<u>69,165,615.28</u>

5.44.1

44,838,380.91

64.83%

9-12

5 财务报表项目附注（续）

5.45

	113,028,361.50	69,921,762.57
	17,553,661.20	42,375,456.00
	31,523,674.59	23,791,487.90
	13,559,176.17	11,738,478.10
	63,373,327.33	43,756,118.94
	<u>239,038,200.79</u>	<u>191,583,303.51</u>

5.46

	333,715,009.38	245,758,449.35
	116,663,997.08	67,674,896.80
	14,166,450.52	13,826,908.67
	16,517,930.86	6,886,493.94
	7,447,427.26	5,649,417.43
	25,680,440.48	17,910,427.68
	<u>514,191,255.58</u>	<u>357,706,593.87</u>
	<u>199,938,724.86</u>	<u>206,627,841.23</u>

5.46.1

156,484,661.71

43.75%

9-12

5.47

	105,784,943.50	65,269,598.80
	14,311,594.74	8,887,110.93
/	91,473,348.76	56,382,487.87
	-5,706,596.51	5,657,489.88
	2,870,740.97	3,627,629.42
	<u>88,637,493.22</u>	<u>65,667,607.17</u>

5.47.1

22,969,886.05

34.98%

9-12

5 财务报表项目附注（续）

5.48

	51,393,636.56	32,340,630.58
	73,047,335.62	-
	<u>124,440,972.18</u>	<u>32,340,630.58</u>

5.48.1

			/
	ERC	11,348,213.16	-
		15,662,362.69	-
		4,174,055.00	2,087,028.00
		2,897,230.00	2,725,100.00
2GWh		2,893,785.03	964,595.01
15		1,670,000.06	1,670,000.04
		1,535,950.00	2,609,878.40
		1,506,700.00	700,000.00
		1,100,000.04	1,100,000.04
	" "	939,039.96	939,039.96
	-	885,339.96	885,339.96
		598,300.00	-
		440,000.04	440,000.04
10		416,537.52	416,537.52
15000		416,415.96	416,415.96
		375,000.00	375,000.00
		369,157.80	369,157.80
		300,000.00	300,000.00
		225,000.00	225,000.00
		-	12,361,000.00
		-	600,000.00
" "		-	200,000.00
2022		-	200,000.00
		-	400,000.00
		3,640,549.34	2,356,537.85
		<u>51,393,636.56</u>	<u>32,340,630.58</u>
			/

5 财务报表项目附注（续）

5.48

5.48.2

92,100,341.60

284.78%

5.49

5.49.1

-

5 财务报表项目附注（续）

5.53

	-	1,573,051.58
	119,148.33	-
	<u>119,148.33</u>	<u>1,573,051.58</u>

5.54

	1,241,670.00	-
	492,033.61	120,503.01
	4,580,941.33	-
	463,374.38	341,215.90
	<u>6,778,019.32</u>	<u>461,718.91</u>

5.54.1

	<u>1,241,670.00</u>	<u>-</u>	/
--	---------------------	----------	---

5.55

	3,867,606.93	117,588.02
	1,716,088.72	46,486.05
	900,000.00	1,050,000.00
	195,269.66	4,581.46
	<u>6,678,965.31</u>	<u>1,218,655.53</u>

5 财务报表项目附注（续）

5.56

	32,254,141.31	-3,979,353.90
	-8,914,759.98	-3,381,295.61
	<u>23,339,381.33</u>	<u>-7,360,649.51</u>

5.56.1

		496,217,780.91
/		74,432,667.14
		5,716,376.12
		5,197,997.18
		-78,945.00
		1,934,794.32
		-22,250,304.20
		16,859,976.86
		-57,711,788.24
		-761,392.85
		<u>23,339,381.33</u>

5.57

5.57.1

	46,469,507.36	24,544,799.26
	14,311,594.74	8,854,108.43
	100,000,000.00	-
	2,996,650.78	4,019,915.34
	<u>163,777,752.88</u>	<u>37,418,823.03</u>

5 财务报表项目附注（续）

5.57

5.57.2

	56,350,608.83	23,876,541.40
	79,796,771.78	61,014,103.32
	38,984,409.91	52,931,070.18
	6,000,000.00	-
	24,709,557.64	-
	9,351,003.44	3,322,989.64
	<u>215,192,351.60</u>	<u>141,144,704.54</u>

5.57.3

	<u>6,320,000.00</u>	<u>-</u>
--	---------------------	----------

5.57.4

	49,100,000.00	-
	44,599,000.00	
Wellmen pet	-	2,000,000.00
	<u>93,699,000.00</u>	<u>2,000,000.00</u>

5.57.5

-		
	54,459,743.00	-

5 财务报表项目附注（续）

5.58

5.58.1

1.将净利润调节为经营活动现金流量：

	472,878,399.58	216,577,828.02
	68,143,900.00	27,455,886.11
	-7,760,643.08	37,387,509.44
	193,051,092.44	122,479,022.96
	10,072,674.33	8,623,905.41
	17,734,159.19	8,798,413.16
	7,195,438.89	1,683,188.76
	-	-1,573,051.58
“ - ”		
“ - ”	3,361,953.66	-2,914.99
“ - ”	-43,265.00	144,490.00
“ - ”	89,521,800.55	63,216,153.59
“ - ”	4,858,654.15	5,125,640.87
“ - ”	-1,271,865.06	-2,639,107.31
“ - ”	-7,642,894.92	-742,188.30
“ - ”	-97,249,794.70	-26,687,773.63
“ - ”	-1,154,177,736.14	-315,313,265.73
“ - ”	1,218,432,955.51	-299,058,457.22
	1,072,653.80	-20,822.82
	17,542,040.17	42,375,456.00
	<u>835,719,523.37</u>	<u>-112,170,087.26</u>
2.不涉及现金收支的重大投资和筹资活动：	-	-
	-	-
3.现金及现金等价物净变动情况：		
	828,436,388.69	195,970,598.96
	195,970,598.96	367,532,394.72
	-	-
	-	-
	<u>632,465,789.73</u>	<u>-171,561,795.76</u>

5 财务报表项目附注（续）

5.58

5.58.2

	238,002,800.00
--	----------------

5.58.3

	828,436,388.69	195,970,598.96
	18,405.94	46,634.53
	828,223,268.24	189,845,056.11
	194,714.51	6,078,908.32
	-	-
	-	-
	828,436,388.69	195,970,598.96

5.59

	585,780,600.00	85,399.30
	22,668,906.85	2,266.89
	20,000,000.00	2,000.00
	105,036,379.20	16,000.00
	13,943,298.87	-
	181,297,773.29	21,771.35
	53,491,612.48	9,141.87
	1,940,973,000.00	43,413.80
	-	3,500.00
	2,923,191,570.69	-

5 财务报表项目附注（续）

5.60

5.60.1

	16,051,368.89	7.0827	113,687,030.44
	11,934.64	7.8592	93,796.72
	5.91	0.9062	5.36
	24,935,402.13	7.0827	176,609,972.67
	384,950.62	7.8592	3,025,403.91
	3,935.00	7.0827	27,870.42
	10,150,000.00	0.0502	509,530.00
	666,307.72	7.0827	4,719,257.69
	51,340.33	7.8592	403,493.92

5.60.2

" "

WPR Holdings LLC		7.0827	6.9646	7.0237	6.6702
PRET Europe GmbH		7.8592	7.4229	7.6411	7.3213

2023

6 合并范围的变更

6.1

6.1.1

7 在其他主体中权益的披露

7.1

7.1.1

				%	
				100.00	-
				100.00	-
				95.00	-
				100.00	-
				55.00	-
				70.00	-
				90.00	-
				60.00	-
				100.00	-
Pret Holdings LLC				-	100.00
WPR Holdings LLC				-	100.00
PRET Advanced Materials., LLC				-	100.00
Wellman Lanolin LLC				-	100.00
D.C.Foam Recycle Incorporated				-	100.00
PRET ADVANCED MATERIALS				-	100.00
PRET EUROPE GMBH				-	100.00
				-	100.00
				100.00	-
				87.0392	-
				-	100.00
				-	100.00
				-	100.00
				-	42.00
				-	100.00
				-	100.00
				-	100.00
				-	100.00
				-	100.00
				-	100.00
				-	70.00
				-	100.00

7 在其他主体中权益的披露（续）

7.1.2

	12.9608%	7,581,909.57	-	314,818,699.36

7.1.3

--	--

7 在其他主体中权益的披露（续）

7.3

7.3.1

2023

8 与金融工具相关的风险（续）

8.1

8.2

2024

	2,609,444,608.34	205,518,739.20	2,814,963,347.54
	-	-	841,034,519.41
	2,609,444,608.34	205,518,739.20	3,655,997,866.95

8.3

5.60.1

1%

286

8.4

5.21/5.29/5.31

0.25%

967

9 公允价值的披露

9.1

	2023 12 31			
一、持续的公允价值计量				
1.				
1	-	-	31,500,000.00	31,500,000.00
	-	-	324,088,731.39	324,088,731.39
	-	-	57,556,683.84	57,556,683.84
持续以公允价值计量的资产总额	-	-	413,145,415.23	413,145,415.23

9.2

	-	2020
1,000		2,150
5%		
		6,000.00
1,800.00	244.33	

2023

10 关联方及关联交易（续）

10.3

7.2

10.4

10.5

6,098,108.00

5,272,137.90

10.6

783,801.16

783,801.16

-

689,141.38

11 股份支付

11.1

2022	68.00	393.72	-	-	-	-	33.15	252.84
2022	-	-	-	-	-	-	37.68	346.66
	68.00	393.72	-	-	-	-	70.83	599.50

2022

2024 1

80%

11 股份支付（续）

11.1

2022	8.45 /8.40	1
2022	8.45	1

11.2

59,929,117.20

17,553,661.20

11.3

2022	8,020,621.20
2022	9,533,040.00
	<u>17,553,661.20</u>

11.4

12 承诺及或有事项

12.1

12.1.1	5.59
12.1.2	2023 12 31

12.2

12.2.1			
2023 12 31	111,210		69,345
	19,453		
12.2.2	2023 12 31		

13 资产负债表日后事项

13.1 2024 2

13.2

10 0.5

14 其他重要事项

14.1

14.2

2021 10

" " " "

" " " "

" "

2021 0118 19986

4,467.10

764.48

2,070.00

2,834.48

2023 5

2023 02 5738

2023 12 31

2,821.17

1,692.36

14.3

2023 12

3

4.9

2024

14 其他重要事项 (续)

14.4

14.4.1

(1)

(2)

(3)

14.4.2

	5,354,668,298.48	6,342,979,157.60	417,212,678.77	-207,650,356.50	11,907,209,778.35
	731,696,966.68	1,372,408,728.61	-	-	2,104,105,695.29
	69,793,281.14	197,959,873.73	-	-	267,753,154.87
	118,054,770.27	232,023,389.08	-	-	350,078,159.35
	44,599,000.00	598,717,695.24	-	-	643,316,695.24
	3,222,589,283.16	4,250,819,094.67	-	-207,650,356.50	7,265,758,021.33
	2,534,544,903.05				

15 公司财务报表主要项目注释

15.1

1	1,884,234,233.62	1,655,397,949.97
1—2	8,839,312.13	67,275,023.73
2—3	23,816,238.51	12,725,132.41
3	12,757,524.76	9,898,435.38
	1,929,647,309.02	1,745,296,541.49
	92,503,404.00	98,145,530.50
	1,837,143,905.02	1,647,151,010.99

15.1.2

	%		%	
23,993,457.98	1.24	23,993,457.98	100.00	-
1,905,653,851.04	98.76	68,509,946.02	3.60	1,837,143,905.02
1,834,707,135.41	95.08	68,509,946.02	3.73	1,766,197,189.39
70,946,715.63	3.68	-	-	70,946,715.63
1,929,647,309.02	100.00	92,503,404.00	4.79	1,837,143,905.02

	%		%	
26,314,512.51	1.51	26,314,512.51	100.00	-
1,718,982,028.98	98.49	71,831,017.99	4.18	1,647,151,010.99
1,673,280,176.62	95.87	71,831,017.99	4.29	1,601,449,158.63
45,701,852.36	2.62	-	-	45,701,852.36
1,745,296,541.49	100.00	98,145,530.50	5.62	1,647,151,010.99

15 公司财务报表主要项目注释（续）

15.1

15.1.2

	6,293,023.29	6,293,023.29	100.00%
	776,842.56	776,842.56	100.00%
	16,923,592.13	16,923,592.13	100.00%
	<u>23,993,457.98</u>	<u>23,993,457.98</u>	<u>100.00%</u>

1	1,813,287,517.99	54,398,625.55	3.00%	1,609,696,097.61	48,290,882.92	3.00%
1-2	8,839,312.13	2,209,828.03	25.00%	45,413,838.72	11,353,459.68	25.00%
2-3	1,357,625.69	678,812.84	50.00%	11,967,129.81	5,983,564.91	50.00%
3	11,222,679.60	11,222,679.60	100.00%	6,203,110.48	6,203,110.48	100.00%
	<u>1,834,707,135.41</u>	<u>68,509,946.02</u>	<u>3.73%</u>	<u>1,673,280,176.62</u>	<u>71,831,017.99</u>	<u>4.29%</u>

15 公司财务报表主要项目注释（续）

15.1

15.1.4

	88,839,269.43	2,665,178.08	4.60%
	63,796,912.61	1,913,907.38	3.31%
	60,169,053.45	1,805,071.60	3.12%
	34,055,393.51	1,021,661.81	1.76%
	31,022,395.79	930,671.87	1.61%
	<u>277,883,024.79</u>	<u>8,336,490.74</u>	<u>14.40%</u>

15.2

	19,444.44	1,435,091.17
	-	495,000.00
	<u>672,402,537.65</u>	<u>596,403,819.05</u>
	<u>672,421,982.09</u>	<u>598,333,910.22</u>

15.2.1

	<u>19,444.44</u>	<u>1,435,091.17</u>
--	------------------	---------------------

15.2.2

	<u>-</u>	<u>495,000.00</u>
--	----------	-------------------

15 公司财务报表主要项目注释（续）

15.2

15.2.3

15.2.3.1

1	668,234,077.90	591,721,195.33
1—2	1,691,346.80	3,149,602.09
2—3	2,441,051.75	1,435,463.77
3	36,061.20	97,557.86
	672,402,537.65	596,403,819.05
	-	-
	672,402,537.65	596,403,819.05

15.2.3.2

	662,358,871.87	588,448,314.38
	9,232,062.62	5,975,074.71
	783,801.16	1,472,942.54
	21,702.00	486,752.92
	6,100.00	20,734.50
	672,402,537.65	596,403,819.05
	-	-
	672,402,537.65	596,403,819.05

15 公司财务报表主要项目注释（续）

15.3

15.3.1

	2,965,873,000.00	-	2,965,873,000.00	2,133,623,000.00	-	2,133,623,000.00
	39,762,659.38	-	39,762,659.38	41,102,273.56	-	41,102,273.56
	<u>3,005,635,659.38</u>	<u>-</u>	<u>3,005,635,659.38</u>	<u>2,174,725,273.56</u>	<u>-</u>	<u>2,174,725,273.56</u>

15.3.2

	91,000,000.00	-	-	91,000,000.00	-	-
	538,000,000.00	-	-	538,000,000.00	-	-
	200,000,000.00	-	-	200,000,000.00	-	-
	100,000,000.00	-	-	100,000,000.00	-	-
	15,000,000.00	-	15,000,000.00	-	-	-
	5,500,000.00	-	-	5,500,000.00	-	-
	550,000.00	-	-	550,000.00	-	-
	42,600,000.00	400,000.00	-	43,000,000.00	-	-

2023

15 公司财务报表主要项目注释（续）

15.3

15.3.3

	350,326.44	-	-	-	-	-	-	-	350,326.44	-
	40,751,947.12	5,000,000.00	-	-6,339,614.18	-	-	-	-	39,412,332.94	-
	41,102,273.56	5,000,000.00	-	-6,339,614.18	-	-	-	-	39,762,659.38	-

15.4

		4,436,787,397.72		3,814,150,947.13		4,214,898,335.63			3,808,758,424.70	

15 公司财务报表主要项目注释（续）

15.5

15.5.1

	-6,339,614.18	-4,598,573.56
	2,673,174.38	495,000.00
	6,593,891.49	2,216,727.35
	526,300.00	421,056.00
	-	562,805.03
	<u>3,453,751.69</u>	<u>-902,985.18</u>

15.5.2

16 补充资料

16.1


	-3,256,424.99
	41,980,671.76
	6,398,332.69
	2,232,957.33
	-
	47,355,536.79
	8,050,579.82
	3,958,390.14
	<u>35,346,566.83</u>

16 补充资料（续）

16.2

	13.32%	0.4458	0.4458
	12.32%	0.4122	0.4122

$$=P0/(E0 + NP \div 2 + Ei \times Mi \div M0 - Ej \times Mj \div M0 \pm Ek \times Mk \div M0)$$



17 财务报表之批准